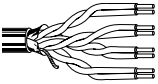


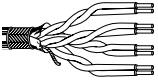
Category 6 F/UTP Cables

EN 50173, ISO/IEC 11801, Class E, Category 6,
Bonded-Pair Cables

De- scription	Part No.	UL NEC/ C(UL)/CEC Type IEC	Standard Lengths		Standard Unit Weight		Conductor (Stranding) Diameter Nom. DCR	Nominal Insulation OD		Shielding Material Nom. DCR	Nominal OD		Freq. MHz	Max. Atten. dB/100m	Min. PSUM			Input Imp. ()	Min. RL dB
			ft.	m	lbs.	kg		inch	mm		inch	mm			NEXT dB	ACR dB/100m	ELFEXT dB/100m		
Cat 6 • 23 AWG • Solid 0.6 mm Bare Copper • Twisted Pair • Overall Beldfoil® Shield • 26 AWG Tinned Copper Drain Wire																			
Polyolefin Insulation • FRNC/LSNH Jacket (Grey and Blue)																			
 4-Pair	7860ENH		B-328	B-100	11.0	5.0	0.57 mm	0.046	1.17	Bonded-Pair Overall Beldfoil® + Drain Wire (26 AWG TC) F/UTP	0.287	7.30	1	2.1	72.0	70.2	65.0	100 ± 15	20.0
			1640	500	54.9	24.9	23 AWG				4	3.8	63.0	59.4	53.0	100 ± 15	23.0		
			3280	1000	110.2	50.0	Solid BC				10	6.0	57.0	51.3	45.0	100 ± 15	25.0		
											16	7.6	54.0	46.6	41.0	100 ± 15	25.0		
											20	8.5	53.0	44.3	39.0	100 ± 15	25.0		
											25	9.6	51.0	41.8	37.0	100 ± 15	24.3		
											31.25	10.7	50.0	39.1	35.0	100 ± 15	23.6		
											62.5	15.5	45.0	29.9	29.0	100 ± 15	21.5		
											100	19.9	42.0	22.4	25.0	100 ± 15	20.1		
											155	25.3	39.0	14.1	21.0	100 ± 22	18.8		
							200	29.1	38.0	8.6	19.0	100 ± 22	18.0						
							250	33.0	36.0	3.3	17.0	100 ± 22	17.3						
Color Code: see chart below										Burning Energy: 560 kJ/m									

Category 6 SF/UTP Cables

EN 50173, ISO/IEC 11801, Class E, Category 6,
Bonded-Pair Cables

De- Description	Part No.	UL NEC/ C(UL)/CEC Type IEC	Standard Lengths		Standard Unit Weight		Conductor (Stranding) Diameter Nom. DCR	Nominal Insulation OD		Shielding Material Nom. DCR	Nominal OD		Freq. MHz	Max. Atten. dB/100m	Min. PSUM			Input Imp. ()	Min. RL dB
			ft.	m	lbs.	kg		inch	mm		inch	mm			NEXT dB	ACR dB/100m	ELFEXT dB/100m		
Cat 6 • 23 AWG • Solid 0.6 mm Bare Copper • Twisted Pair • Overall Beldfoil® Shield • 26 AWG TC Drain Wire • Overall TC Braid																			
Polyolefin Insulation • FRNC/LSNH Jacket (Grey and Blue)																			
 4-Pair Braided 7860E	7860ENS		B-328	B-100	12.5	5.7	0.57 mm	0.046	1.17	Bonded-Pair Overall Beldfoil® + Drain Wire (26 AWG TC) + TC Braid SF/UTP	0.295	7.50	1	2.1	72.0	70.2	65.0	100 ± 15	20.0
			1640	500	62.8	28.5	23 AWG				4	3.8	63.0	59.4	53.0	100 ± 15	23.0		
			3280	1000	125.4	56.9	Solid BC				10	6.0	57.0	51.3	45.0	100 ± 15	25.0		
											16	7.6	54.0	46.6	41.0	100 ± 15	25.0		
											20	8.5	53.0	44.3	39.0	100 ± 15	25.0		
											25	9.6	51.0	41.8	37.0	100 ± 15	24.3		
											31.25	10.7	50.0	39.1	35.0	100 ± 15	23.6		
											62.5	15.5	45.0	29.9	29.0	100 ± 15	21.5		
											100	19.9	42.0	22.4	25.0	100 ± 15	20.1		
											155	25.3	39.0	14.1	21.0	100 ± 22	18.8		
							200	29.1	38.0	8.6	19.0	100 ± 22	18.0						
							250	33.0	36.0	3.3	17.0	100 ± 22	17.3						
Color Code: see chart below										Burning Energy: 560 kJ/m									

TC = Tinned Copper • BC = Bare Copper • ACR = Attenuation Crosstalk Ratio • ELFEXT = Equal Level Far-end Crosstalk •
NEXT = Near-end Crosstalk • PSUM = Power Sum • RL = Return Loss • DCR = DC resistance

Color Code

Pair No.	Color
1	White/Blue Stripe, Blue
2	White/Orange Stripe, Orange
3	White/Green Stripe, Green
4	White/Brown Stripe, Brown

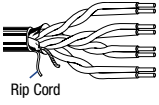
**Get the Bonded-Pairs
Cable Preparation Tool**

See page 15.37 for details.
(Part No. 1797B)

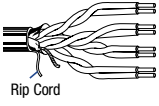


DataTwist® 5e F/UTP Cables

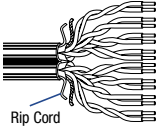
EN 50173, ISO/IEC 11801, Class D, Category 5e,
Non-Bonded-Pair Cables

De- scription	Part No.	UL NEC/ C(UL)CEC Type IEC	Standard Lengths		Standard Unit Weight		Conductor (Stranding) Diameter Nom. DCR	Nominal Insulation OD		Shielding Material Nom. DCR	Nominal OD		Freq. MHz	Max. Atten. dB/100m	Min. PSUM			Input Imp. ()	Min. RL dB		
			ft.	m	lbs.	kg		inch	mm		inch	mm			NEXT dB	ACR dB/100m	ELFEXT dB/100m				
Cat 5e • 24 AWG • Solid 0.5 mm Bare Copper • Twisted Pair • Overall Beldfoil® Shield • 24 AWG Tinned Copper Drain Wire • Rip Cord																					
Polyolefin Insulation • PVC Jacket (Grey and Blue)																					
 Rip Cord 4-Pair	1633E		B-328	B-100	9.5	4.3	0.51 mm 24 AWG Solid BC	0.041	1.05	Non- Bonded-Pair Overall Beldfoil® + Drain Wire (24 AWG TC) F/UTP	0.236	6.00	1	2.1	62.0	60.2	61.0	100 ± 15	20.0		
			1000	305	28.7	13.0									4	4.0	53.0	49.3	49.0	100 ± 15	23.0
			1640	500	47.4	21.5									8	5.7	49.0	43.1	43.0	100 ± 15	24.5
			3280	1000	94.8	43.0									10	6.3	47.0	41.0	41.0	100 ± 15	25.0
															16	8.0	44.0	36.2	37.0	100 ± 15	25.0
															20	9.0	43.0	33.8	35.0	100 ± 15	25.0
															25	10.1	41.0	31.2	33.0	100 ± 15	24.3
31.25	11.4	40.0	28.5	31.0	100 ± 15	23.6															
62.5	16.5	35.0	18.8	25.0	100 ± 15	21.5															
100	21.3	32.0	11.0	21.0	100 ± 15	20.1															

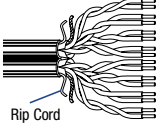
Color Code: see chart below

Polyolefin Insulation • FRNC/LSNH Jacket (Grey and Blue)																									
 Rip Cord 4-Pair	1633ENH		B-328	B-100	9.5	4.3	0.51 mm 24 AWG Solid BC	0.041	1.05	Non- Bonded-Pair Overall Beldfoil® + Drain Wire (24 AWG TC) F/UTP	0.236	6.00								see above					
			1000	305	28.7	13.0																			
			1640	500	47.4	21.5																			
			3280	1000	94.8	43.0																			

Color Code: see chart below Burning Energy: 464 kJ/m
500 m put-up available in Blue only.

Polyolefin Insulation • Grey PVC Jacket																										
 Rip Cord 8-Pair, Twin	1668E		B-164	B-50	18.9	8.6	0.51 mm 24 AWG Solid BC	0.041	1.05	Non- Bonded-Pair Overall Beldfoil® + Drain Wire (24 AWG TC) F/UTP	0.236	6.00									see above					
			1000	305	57.3	26.0															x	x				
			1640	500	94.8	43.0															0.531	13.50				

Color Code: see chart below

Polyolefin Insulation • FRNC/LSNH Grey Jacket																										
 Rip Cord 8-Pair, Twin	1668ENH		1640	500	94.8	43.0	0.51 mm 24 AWG Solid BC	0.041	1.05	Non- Bonded-Pair Overall Beldfoil® + Drain Wire (24 AWG TC) F/UTP	0.236	6.00									see above					
																					x	x				
																					0.531	13.50				

Color Code: see chart below Burning Energy: 929 kJ/m

TC = Tinned Copper • BC = Bare Copper • ACR = Attenuation Crosstalk Ratio • ELFEXT = Equal Level Far-end Crosstalk • NEXT = Near-end Crosstalk • PSUM = Power Sum • RL = Return Loss • DCR = DC resistance

Color Code

Pair No.	Color
1	White/Blue Stripe, Blue
2	White/Orange Stripe, Orange
3	White/Green Stripe, Green
4	White/Brown Stripe, Brown

Get the Bonded-Pairs Cable Preparation Tool

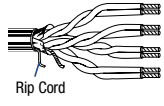
See page 15.37 for details.
(Part No. 1797B)



DataTwist® 5e F/UTP Patch Cables

EN 50173, ISO/IEC 11801, Category 5e,
Non-Bonded-Pair Cables

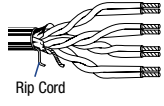
De- scription	Part No.	UL NEC/ C(UL)CEC Type IEC	Standard Lengths		Standard Unit Weight		Conductor (Stranding) Diameter Nom. DCR	Nominal Insulation OD		Shielding Material Nom. DCR	Nominal OD		Freq. MHz	Max. Atten. dB/100m	Min. PSUM			Input Imp. ()	Min. RL dB	
			ft.	m	lbs.	kg		inch	mm		inch	mm			NEXT dB	ACR dB/100m	ELFEXT dB/100m			
Cat 5e • 26 AWG • Stranded (7x34) 0.5 mm Bare Copper • Twisted Pair • Overall Beldfoil® Shield • 24 AWG TC Drain Wire • Rip Cord																				
Polyolefin Insulation • PVC Jacket (Grey and Blue)																				
	1868E		1640	500	29.8	13.5	0.51 mm 26 AWG (7x34) BC	0.037	0.95	Non- Bonded-Pair Overall Beldfoil® + Drain Wire (24 AWG TC) F/UTP	0.205	5.20	1	3.2	62.0	59.1	61.0	100 ± 15	20.0	
		3280	1000	59.5	27.0	4									6.0	53.0	47.3	49.0	100 ± 15	23.0
						8									8.5	49.0	40.3	43.0	100 ± 15	24.5
						10									9.5	47.0	37.8	41.0	100 ± 15	25.0
						16									12.1	44.0	32.2	37.0	100 ± 15	25.0
						20									13.6	43.0	29.2	35.0	100 ± 15	25.0
						25									15.2	41.0	26.1	33.0	100 ± 15	24.3
						31.25									17.1	40.0	22.8	31.0	100 ± 15	23.6
						62.5									24.8	35.0	10.6	25.0	100 ± 15	21.5
						100									32.0	32.0	0.3	21.0	100 ± 15	20.1



4-Pair

Color Code: see chart below

Polyolefin Insulation • Grey FRNC/LSNH Jacket																				
	1868ENH		1640	500	29.8	13.5	0.51 mm 26 AWG (7x34) BC	0.037	0.95	Non- Bonded-Pair Overall Beldfoil® + Drain Wire (24 AWG TC) F/UTP	0.205	5.20								see above
		3280	1000	59.5	27.0															



4-Pair

Color Code: see chart below

Burning Energy: 355 kJ/m

TC = Tinned Copper • BC = Bare Copper • ACR = Attenuation Crosstalk Ratio • ELFEXT = Equal Level Far-end Crosstalk • NEXT = Near-end Crosstalk • PSUM = Power Sum • RL = Return Loss • DCR = DC resistance

Color Code

Pair No.	Color
1	White/Blue Stripe, Blue
2	White/Orange Stripe, Orange
3	White/Green Stripe, Green
4	White/Brown Stripe, Brown