

Security and Alarm Cables


Commercial Applications, Individually Shielded Twisted Pairs plus Conductors




| De-scription | Part No. | UL NEC / C(UL)/CEC Type IEC | Standard Lengths | | Standard Unit Weight | | Conductor (Stranding) Diameter Nom. DCR | Nominal Insulation OD | | Shielding Material Nom. DCR | Nominal OD | | Color Code |
|--------------|----------|-----------------------------|------------------|---|----------------------|----|---|-----------------------|----|-----------------------------|------------|----|------------|
| | | | ft. | m | lbs. | kg | | inch | mm | | inch | mm | |

22 AWG • Stranded (7x30) 0.8 mm BC • Twisted Pair • Each Pair **Beldfoil®** Shielded • 24 AWG TC Drain Wire • With Additional Conductor(s) • Numbered and Color Coded

PVC Insulation • Grey PVC Jacket


| | | | | | | | | | | | | | |
|---|---------------|--------------------------------|-------------------------|-----------------------|---------------------|-------------------|--------------------------------|-------|------|--|-------|------|--|
| 300V 75°C | | NEC: CMR CEC: CMG FT4 | | | | | 0.76 mm 22 AWG (7x30) BC | 0.040 | 1.01 | Individual Beldfoil® + Drain Wire (24 AWG TC) | | | |
|  | | | | | | | | | | | | | |
| | 5501GE | 1 STP +1/C | U-1000 | U-305 | 16.1 | 7.3 | | | | | 0.171 | 4.34 | Black & Red (shielded pair), White |
| | 5502GE | 1 STP +2/C | U-500 U-1000 1000 | U-152 U-305 305 | 9.9 19.0 19.0 | 4.5 8.6 8.6 | | | | | 0.186 | 4.72 | Black & Red (shielded pair), White, Green |
| | 5542GE | 1 STP +2/TP | U-1000 | U-305 | 26.0 | 11.8 | | | | | 0.220 | 5.59 | Black & Red (shielded pair), Black & Red, Black & Green pairs |

Polyethylene Insulation • Grey FRNC/LSNH Jacket

| | | | | | | | | | | | | | |
|---|---------------|----------------|-------------|------------|-------------|-------------|--------------------------------|-------|------|--|-------|------|--|
| 300V 70°C | 4502GE | IEC 60754-2 | 328 1640 | 100 500 | 6.0 30.0 | 2.7 13.6 | 0.76 mm 22 AWG (7x30) BC | 0.049 | 1.25 | Individual Beldfoil® + Drain Wire (24 AWG TC) | 0.185 | 4.70 | Black & Red (shielded pair), White, Green |
|  | | | | | | | | | | | | | |
| | | 1 STP + 2/C | | | | | | | | | | | |


20 AWG • Stranded (7x28) 1.0 mm BC • Twisted Pair • Each Pair **Beldfoil®** Shielded • 24 AWG TC Drain Wire • With Additional Conductor(s) • Numbered and Color Coded

PVC Insulation • Grey PVC Jacket

| | | | | | | | | | | | | | |
|---|---------------|--------------------------------|--------|-------|------|------|--------------------------------|-------|------|--|-------|------|---|
| 300V 75°C | | NEC: CMR CEC: CMG FT4 | | | | | 0.96 mm 20 AWG (7x28) BC | 0.042 | 1.06 | Individual Beldfoil® + Drain Wire (24 AWG TC) | | | |
|  | | | | | | | | | | | | | |
| | 5401GE | 1 STP +1/C | 1000 | 305 | 22.9 | 10.4 | | | | | 0.196 | 4.98 | Black & Red (shielded pair), White |
| | 5402GE | 1 STP +2/C | U-1000 | U-305 | 26.0 | 11.8 | | | | | 0.200 | 5.08 | Black & Red (shielded pair), White, Green |

18 AWG • Stranded (7x26) 1.2 mm BC • Twisted Pair • Each Pair **Beldfoil®** Shielded • 24 AWG TC Drain Wire • With Additional Conductor(s) • Numbered and Color Coded

PVC Insulation • Grey PVC Jacket

| | | | | | | | | | | | | | |
|---|---------------|--------------------------------|------|-----|------|------|--------------------------------|-------|------|--|-------|------|------------------------------------|
| 300V 70°C | 5302GE | NEC: CMR CEC: CMG FT4 | 1000 | 305 | 31.5 | 14.3 | 1.22 mm 18 AWG (7x26) BC | 0.058 | 1.47 | Individual Beldfoil® + Drain Wire (24 AWG TC) | 0.225 | 5.72 | Black & Red (shielded pair), White |
|  | | | | | | | | | | | | | |
| | | 1 STP + 2/C | | | | | | | | | | | |

TC = Tinned Copper • BC = Bare Copper • STP = Shielded Twisted Pair(s) • /C = Conductor(s) • DCR = DC resistance

20 • New Generation® Cables