







50 Ohm Coax

De-scription	Part No.	UL NEC / C(UL)CEC Type IEC	Standard Lengths		Standard Unit Weight		Conductor (Stranding) Diameter	Nominal Core OD (Dielectric)		Shielding Material Nom. DCR	Nominal OD		Nom. Imp. ()	Nom. Vel. of Prop.	Nominal Capacitance		Nominal Attenuation			
			ft.	m	lbs.	kg		inch	mm		inch	mm			pF/ft.	pF/m	MHz	dB/100 Ft.	dB/100 m	
30 AWG • Stranded (7x0.10) 0.3 mm Silver-Plated Copperweld-Steel-Wire • 96% Silver-Plated Copper Braid																				
PTFE Insulation • Tinted Brown FEP Jacket																				
200°C RG-178 B/U	MRG178		3280	1000	19.8	9.0	0.3 mm 30 AWG (7x0.10) SPCSW	0.033	0.84	96% SPC Braid	0.071	1.80	50	69.5%	32.0	104.9 max.	10	4.9	16.1	
																	50	11.6	38.0	
																	100	16.0	52.5	
																	200	23.0	75.4	
																	400	33.0	108.2	
																	700	45.0	147.6	
																	900	50.0	164.0	
																	1000	52.0	170.6	
																	3000	94.0	308.3	
																				
PTFE Insulation • Tinted Brown PTFE Jacket																				
200°C RG-196 A/U	MRG196		3280	1000	19.0	8.6	0.3 mm 30 AWG (7x0.10) SPCSW	0.033	0.84	96% SPC Braid	0.071	1.80	50	69.5%	32.0	104.9 max.				see above
																				
Also available with White PTFE Jacket.																				
26 AWG • Stranded (7x0.17) 0.51 mm Silver-Plated Copperweld-Steel-Wire • 95% Silver-Plated Copper Braid																				
PTFE Insulation • Tinted Brown FEP Jacket																				
200°C RG-316 /U	MRG316		3280	1000	35.3	16.0	0.51 mm 26 AWG (7x0.17) SPCSW	0.058	1.47	95% SPC Braid	0.098	2.49	50	69.5%	32.0	104.9 max.	10	3.5	11.5	
																	50	7.5	24.6	
																	100	11.0	36.1	
																	200	15.0	49.2	
																	400	21.0	68.9	
																	700	28.0	91.8	
																	900	32.0	105.0	
																	1000	34.0	111.5	
																	3000	58.0	190.2	
																				
PTFE Teflon® Insulation • Tinted Brown TFE Tape Jacket																				
200°C RG-188 A/U	MRG188		3280	1000	33.1	15.0	0.51 mm 26 AWG (7x0.17) SPCSW	0.058	1.47	96% SPC Braid	0.098	2.49	50	69.5%	32.0	104.9 max.				see above
																				
Also available with White PTFE Jacket.																				
19 AWG • Solid 0.9 mm Silver-Plated Copperweld-Steel-Wire • 95% Silver-Plated Copper Braid																				
PTFE Insulation • Tinted Brown FEP Jacket																				
200°C RG-303 /U	MRG303	NEC: CL2P	3280	1000	103.6	47.0	0.94 mm 19 AWG Solid SPCSW	0.116	2.95	95% SPC Braid	0.170	4.31	50	70%	32.0	104.9 max.	10	1.1	3.6	
																	50	2.7	8.9	
																	100	3.9	12.8	
																	200	5.8	19.0	
																	400	8.6	28.2	
																	700	12.0	39.4	
																	900	13.5	44.3	
																	1000	14.5	47.6	
																	3000	27.0	88.6	
																				
PTFE Insulation • Tinted Brown FEP Jacket																				
200°C RG-142 B/U	MRG142	NEC: CMP CEC: CMP FT6	3280	1000	145.5	66.0	0.94 mm 19 AWG Solid SPCSW	0.116	2.95	96% SPC Double Braid	0.195	4.95	50	70%	29.3	96.1	10	1.3	4.1	
																	50	3.0	9.8	
																	100	4.4	14.4	
																	200	6.3	20.7	
																	400	9.3	30.5	
																	700	12.5	41.0	
																	900	14.5	47.6	
																	1000	15.3	50.2	
																	3000	29.3	96.1	
																	8000	57.8	189.6	
																	124000	85.4	280.1	
																				

SPCSW = Silver-Plated Copperweld-Steel-Wire • SPC = Silver-Plated Copper • DCR = DC resistance

Teflon® is a DuPont trademark.

50 Ohm Coax

De- scription	Part No.	UL NEC/ C(UL)CEC Type IEC	Standard Lengths		Standard Unit Weight		Conductor (Stranding) Diameter	Nominal Core OD (Dielectric)		Shielding Material Nom. DCR	Nominal OD		Nom. Imp. ()	Nom. Vel. of Prop.	Nominal Capacitance		Nominal Attenuation		
			ft.	m	lbs.	kg		inch	mm		inch	mm			pF/ft.	pF/m	MHz	dB/ 100 Ft.	dB/ 100 m
15 AWG • Solid 1.5 mm Silver-Plated Copperweld-Steel-Wire • 95 % Silver-Plated Copper Braid																			
PTFE Insulation • Tinted Brown FEP Jacket																			
200°C RG-304 /U	MRG304		3280	1000	282.2	128.0	1.50 mm 15 AWG Solid SPCSW	0.187	4.75	95% SPC Braid	0.283	7.20	50	69.5%	32.0	104.9 max.	10	0.7	2.2
																50	1.8	5.9	
																100	2.7	8.9	
																200	4.2	13.8	
																400	6.4	21.0	
																700	9.0	29.5	
																900	10.5	34.4	
																1000	11.1	36.4	
																8000	40.0	131.2	

**12 AWG • Stranded (7x0.80) 2.4 mm Silver-Plated Copper • 96 % Silver-Plated Copper Braid**

PTFE Insulation • Tinted Brown TGL Jacket																			
200°C RG-165 /U	MRG165		3280	1000	436.5	198.0	2.4 mm 12 AWG (7x0.80) SPC	0.283	7.20	96% SPC Braid	0.413	10.50	50	69.5%	29.3	96.1	10	0.5	1.8
																50	1.4	4.6	
																100	2.1	6.9	
																200	3.1	10.2	
																400	4.7	15.4	
																700	6.4	21.0	
																900	7.4	24.3	
																1000	8.0	26.2	
																3000	13.7	44.9	

**12 AWG • Stranded (7x0.79) 2.3 mm Silver-Plated Copper • 95 % Silver-Plated Copper Double Braid**

PTFE Insulation • Tinted Brown TGL Jacket																			
200°C RG-225 /U	MRG225		3280	1000	590.8	268.0	2.3 mm 12 AWG (7x0.79) SPC	0.283	7.20	95% SPC Double Braid	0.425	10.80	50	69.5%	32.3	106.0 max.	400	5.0	16.4



SPCSW = Silver-Plated Copperweld-Steel-Wire • SPC = Silver-Plated Copper • DCR = DC resistance