

IEEE 802.3 • ISO/IEC 8802.3 10Base5

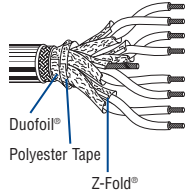
Transceiver Cables

Description	Part No.	UL NEC/ C(UL) CEC Type	No. of Pairs	Color Code	Standard Lengths		Standard Unit Wt.		Conductor (stranding) Nom. DCR	Shielding Materials Nom. DCR	Nominal OD		Drain Wire	Nom. Imp. (Ω)	Nom. Vel. of Prop.	Nominal Capacitance			
					Ft.	m	Lbs.	kg			Inch	mm				* pF/Ft.	* pF/m	** pF/Ft.	** pF/m

28 and 24 AWG Stranded TC Conductors • Twisted Pairs • Overall Polyester Isolation Tape + Duofoil® + TC Braid Shield (92% Coverage) • Drain Wire

Non-Plenum • Polypropylene Insulation • Light Gray PVC Jacket

UL AWM Style 2919 (30V 80°C)	9903	NEC: CMG CEC: CMG CMG	4	Gray/White, Yellow/Orange, Blue/Green, Black/Red	500 1000	152.4 304.8	21.5 43.0	9.8 19.5	3 Pair: 28 AWG (7x36) TC 65.0Ω/M' 213.0Ω/km 1 Pair: 24 AWG (7x32) TC 24.0Ω/M' 78.7Ω/km Each Pair Individually Beldfoil® Shielded	Polyester Isolation Tape + Duofoil® + 92% Tinned Copper Braid 9.5Ω/km	.250 6.35	24 AWG Stranded Tinned Copper	78*	66%	19.7	64.6	34.8	114.2
------------------------------	-------------	-----------------------------	---	--	-------------	----------------	--------------	-------------	--	--	--------------	-------------------------------	-----	-----	------	------	------	-------

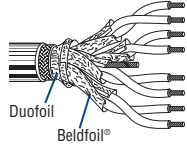


*3 Pairs

20 AWG Stranded (7x28) TC Conductors • Twisted Pairs • Overall Polyester Isolation Tape + Duofoil + TC Braid Shield (95% Coverage) • Drain Wire

Non-Plenum • Datalene® Insulation • Light Gray PVC Jacket

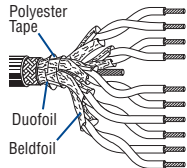
UL AWM Style 2919 (30V 80°C)	9901	NEC: CL2, CM CEC: CM CM	4	Gray/White, Yellow/Orange, Blue/Green, Black/Red	500 1000	152.4 304.8	53.5 106.0	24.3 48.2	20 AWG (7x28) Tinned Copper Each Pair Individually Beldfoil® Shielded 10.5Ω/M' 34.4Ω/km	Polyester Isolation Tape + Duofoil® + 95% Tinned Copper Braid 6.6Ω/km	.415 10.54	22 AWG Stranded Tinned Copper	78	78%	16.7	54.8	29.5	96.8
------------------------------	-------------	-------------------------------	---	--	-------------	----------------	---------------	--------------	---	--	---------------	-------------------------------	----	-----	------	------	------	------



For Plenum version of 9901, see 89901.

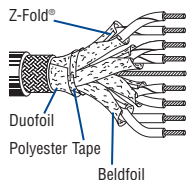
DEC Part No. 17-01320-00

UL AWM Style 2919 (30V 80°C)	9902	NEC: CL2, CM CEC: CM CM	5	Gray/White, Yellow/Orange, Blue/Green, Red/Brown, Red/Black	500 1000	152.4 304.8	76.0 145.0	34.5 65.9	20 AWG (7x28) Tinned Copper Each Pair Individually Beldfoil® Shielded 10.5Ω/M' 34.4Ω/km	Polyester Isolation Tape + Duofoil® + 95% Tinned Copper Braid 5.4Ω/km	.495 12.58	20 AWG Stranded Tinned Copper	78	78%	16.7	54.8	29.5	96.8
------------------------------	-------------	-------------------------------	---	---	-------------	----------------	---------------	--------------	---	--	---------------	-------------------------------	----	-----	------	------	------	------



Plenum • FEP Teflon® Insulation†† • Light Gray Fluorocopolymer (PVDF) Jacket

150°C	89901	NEC: CMP CEC: CMP CMP	4	Gray/White, Yellow/Orange, Blue/Green, Red/Black	500†† 1000††	152.4 304.8	51.5 104.0	23.4 47.3	20 AWG (7x28) Tinned Copper Each Pair Individually Beldfoil® Shielded 10.5Ω/M' 34.4Ω/km	Polyester Isolation Tape + Duofoil® + 95% Tinned Copper Braid 4.9Ω/km	.370 9.40	22 AWG Stranded Tinned Copper	78	78%	16.7	54.8	29.5	96.8
-------	--------------	-----------------------------	---	--	-----------------	----------------	---------------	--------------	---	--	--------------	-------------------------------	----	-----	------	------	------	------



††Foam FEP (data pairs) and solid FEP (power pair).
 DEC Part No. 17-01319-00 • Suitable for Outdoor and Direct Burial applications.

DCR = DC Resistance • TC = Tinned Copper

* Capacitance between conductors.

**Capacitance between one conductor and other conductors connected to shield.

†† Spools are one piece, but length may vary ±10% from length shown.

⚠ Not RoHS compliant at time of printing. Please check with Belden Technical Support for current compliance information at 1-800-BELDEN-1.

Teflon is a DuPont trademark.