

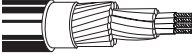
**Belden Infinity® Flexible Automation Cable**

600V C-TC+ Control Cables for Extreme Flexing

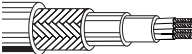
(9 Million Flex Cycles\*)

Description	Part No.	No. of Cond.	Standard Lengths		Standard Unit Weight		Insulation Thickness		Jacket Thickness		Nominal OD		Maximum Pull Tension	
			Ft.	m	Lbs.	kg	Inch	mm	Inch	mm	Inch	mm	Lbs.	N

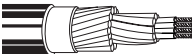
**20 AWG** Stranded (74x38) Bare Copper Conductors • Unshielded • Color Code: Red w/numbers + Green/Yellow ground**PVC Insulation • Orange Oil- and Abrasion-resistant PVC Jacket**

UL AWM Style 2587 (600V 90°C) CSA AWM I/II A/B	Part No.	No. of Cond.	Standard Lengths		Standard Unit Weight		Insulation Thickness		Jacket Thickness		Nominal OD		Maximum Pull Tension		
			Ft.	m	Lbs.	kg	Inch	mm	Inch	mm	Inch	mm	Lbs.	N	
	7101A	3	250 †	76.2	11.0	5.0	.020	.51	.045	1.14	.275	6.99	45	200	
			500 †	152.4	24.5	11.1									
			1000 †	304.8	47.0	21.3									
	7102A	4	250 †	76.2	13.3	6.0	.020	.51	.045	1.14	.295	7.49	59	262	
			500 †	152.4	27.5	12.5									
			1000 †	304.8	53.0	24.1									
	7105A	9	250 †	76.2	29.8	13.5	.020	.51	.055	1.40	.435	11.05	130	578	
			500 †	152.4	52.0	23.6									
			1000 †	304.8	104.0	47.2									
	7106A	12	250 †	76.2	32.3	14.6	.020	.51	.055	1.40	.455	11.56	178	792	
			500 †	152.4	66.5	30.2									
			1000 †	304.8	134.0	60.8									
	7107A	18	250 †	76.2	50.0	22.7	.020	.51	.065	1.65	.545	13.84	260	1156	
			500 †	152.4	101.0	45.9									
			1000 †	304.8	202.0	91.8									
Temp Rating: -40° to 90°C (-5° to 90°C flexing)	7108A	25	250 †	76.2	71.5	32.5	.020	.51	.080	2.03	.665	16.89	370	1645	
			500 †	152.4	143.5	65.2									

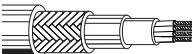
**20 AWG** Stranded (74x38) Bare Copper Conductors • TC Braid Shield (85% Coverage) • Color Code: Red w/numbers + Green/Yellow ground**PVC Insulation • PVC Inner Jacket • Orange Oil- and Abrasion-resistant PVC Outer Jacket**

UL AWM Style 2587 (600V 90°C) CSA AWM I/II A/B	Part No.	No. of Cond.	Standard Lengths		Standard Unit Weight		Insulation Thickness		Jacket Thickness		Nominal OD		Maximum Pull Tension		
			Ft.	m	Lbs.	kg	Inch	mm	Inch	mm	Inch	mm	Lbs.	N	
	7106AS	12	250 †	76.2	57.5	26.1	.020	.51	Inner: .025	.64	.535	13.59	194	863	
			500 †	152.4	116.0	52.7			Outer: .055	1.40					
Temp Rating: -40° to 90°C (-5° to 90°C flexing)															

**18 AWG** Stranded (114x38) Bare Copper Conductors • Unshielded • Color Code: Red w/numbers + Green/Yellow ground**PVC Insulation • Orange Oil- and Abrasion-resistant PVC Jacket**

UL AWM Style 2587 (600V 90°C) CSA AWM I/II A/B	Part No.	No. of Cond.	Standard Lengths		Standard Unit Weight		Insulation Thickness		Jacket Thickness		Nominal OD		Maximum Pull Tension		
			Ft.	m	Lbs.	kg	Inch	mm	Inch	mm	Inch	mm	Lbs.	N	
	7110A	3	500 †	152.4	26.0	11.8	.020	.51	.035	.89	.300	7.62	69	307	
			1000 †	304.8	50.0	22.7									
	7113A	7	250 †	76.2	29.0	13.2	.020	.51	.060	1.52	.438	11.13	155	689	
			500 †	152.4	55.5	25.2									
			1000 †	304.8	111.0	50.4									
	7115A	12	250 †	76.2	40.3	18.3	.020	.51	.060	1.52	.513	13.03	270	1201	
			500 †	152.4	84.5	38.4									
	7116A	18	250 †	76.2	63.0	28.6	.020	.51	.060	1.52	.598	15.19	400	1779	
			500 †	152.4	126.0	57.2									
Temp Rating: -40° to 90°C (-5° to 90°C flexing)	7117A	25	250 †	76.2	89.3	40.5	.020	.51	.083	2.11	.744	18.90	570	2535	
			500 †	152.4	179.0	81.3									

**18 AWG** Stranded (114x38) Bare Copper Conductors • TC Braid Shield (85% Coverage) • Color Code: Red w/numbers + Green/Yellow ground**PVC Insulation • PVC Inner Jacket • Orange Oil- and Abrasion-resistant PVC Outer Jacket**

UL AWM Style 2587 (600V 90°C) CSA AWM I/II A/B	Part No.	No. of Cond.	Standard Lengths		Standard Unit Weight		Insulation Thickness		Jacket Thickness		Nominal OD		Maximum Pull Tension		
			Ft.	m	Lbs.	kg	Inch	mm	Inch	mm	Inch	mm	Lbs.	N	
	7111AS	4	250 †	76.2	4.0	1.8	.020	.51	Inner: .025	.64	.405	10.29	84	373	
			500 †	152.4	60.5	27.5			Outer: .050	1.27					
	7115AS	12	250 †	76.2	72.8	33.1	.020	.51	Inner: .025	.64	.600	15.24	252	1121	
			500 †	152.4	144.5	65.6			Outer: .065	1.65					

PVC = Polyvinyl Chloride • TC = Tinned Copper

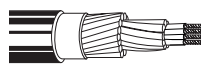
\*Based on proper installation techniques in a C-track cable guide.

†Final put-up length may vary ±10% from length shown.


**Belden Infinity® Flexible Automation Cable**600V C-TC+ Control Cables for Extreme Flexing  
(9 Million Flex Cycles\*)

Description	Part No.	No. of Cond.	Standard Lengths		Standard Unit Weight		Insulation Thickness		Jacket Thickness		Nominal OD		Maximum Pull Tension	
			Ft.	m	Lbs.	kg	Inch	mm	Inch	mm	Inch	mm	Lbs.	N

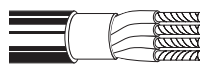
**16 AWG** Stranded (190x38) Bare Copper Conductors • Unshielded • Color Code: Red w/numbers + Green/Yellow ground**PVC Insulation • Orange Oil- and Abrasion-resistant PVC Jacket**

	UL AWM Style 2587 (600V 90°C) CSA AWM I/II A/B	<b>7122A</b>	3	250 † 500 † 1000 †	76.2 152.4 304.8	16.3 43.5 84.0	7.4 19.8 38.1	.020 .51	.045 1.14	.325 8.26	114 507
		<b>7125A</b>	7	250 † 500 † 1000 †	76.2 152.4 304.8	38.5 73.5 148.0	17.5 33.4 67.2	.020 .51	.060 1.52	.480 12.19	260 1156
		<b>7126A</b>	9	250 † 1000 †	76.2 304.8	49.3 195.0	22.4 88.5	.020 .51	.060 1.52	.545 13.84	340 1512
		<b>7127A</b>	12	250 † 500 † 1000 †	76.2 152.4 304.8	53.3 122.5 243.0	24.2 55.6 110.3	.020 .51	.060 1.52	.570 14.48	450 2001
		<b>7128A</b>	18	250 † 500 †	76.2 152.4	85.3 172.0	38.7 78.1	.020 .51	.060 1.52	.670 17.02	680 3025
		<b>7129A</b>	25	250 † 500 †	76.2 152.4	124.5 247.5	56.5 112.4	.020 .51	.080 2.03	.820 20.83	950 4226

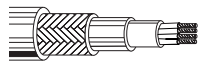
Temp Rating: -40° to 90°C  
(-5° to 90°C flexing)**16 AWG** Stranded (190x38) BC Conductors • TC Braid Shield (85% Coverage) • Color Code: Red w/numbers + Green/Yellow ground**PVC Insulation • PVC Inner Jacket • Orange Oil- and Abrasion-resistant PVC Outer Jacket**

	UL AWM Style 2587 (600V 90°C) CSA AWM I/II A/B	<b>7123AS</b>	4	250 † 500 †	76.2 152.4	40.8 78.0	18.5 35.4	.020 .51		Inner: .420 Outer: 10.67	154 685
									.025 .040	.64 1.02	

Temp Rating: -40° to 90°C  
(-5° to 90°C flexing)**14 AWG** Stranded (266x38) Bare Copper Conductors • Unshielded • Color Code: Red w/numbers + Green/Yellow ground**PVC Insulation • Orange Oil- and Abrasion-resistant PVC Jacket**

	UL AWM Style 2587 (600V 90°C) CSA AWM I/II A/B	<b>7136A</b>	4	250 † 500 †	76.2 152.4	39.0 74.5	17.7 33.8	.025 .64	.050 1.27	.430 10.92	212 943
---	---	--------------	---	----------------	---------------	--------------	--------------	-------------	--------------	---------------	------------

Temp Rating: -40° to 90°C  
(-5° to 90°C flexing)**14 AWG** Stranded (266x38) BC Conductors • TC Braid Shield (85% Coverage) • Color Code: Red w/numbers + Green/Yellow ground**PVC Insulation • PVC Inner Jacket • Orange Oil- and Abrasion-resistant PVC Outer Jacket**

	UL AWM Style 2587 (600V 90°C) CSA AWM I/II A/B	<b>7136AS</b>	4	250 † 500 †	76.2 152.4	74.0 145.0	33.6 65.8	.025 .64		Inner: .500 Outer: 12.70	208 925
									.025 .045	.64 1.14	

Temp Rating: -40° to 90°C  
(-5° to 90°C flexing)**12 AWG** Stranded (413x38) Bare Copper Conductors • Unshielded • Color Code: Red w/numbers + Green/Yellow ground**PVC Insulation • Orange Oil- and Abrasion-resistant PVC Jacket**

	UL AWM Style 2587 (600V 90°C) CSA AWM I/II A/B	<b>7145A</b>	4	250 † 500 †	76.2 152.4	72.5 146.0	32.9 66.3	.030 .76	.075 1.91	.545 13.84	274 1218
---	---	--------------	---	----------------	---------------	---------------	--------------	-------------	--------------	---------------	-------------

Temp Rating: -40° to 90°C  
(-5° to 90°C flexing)

BC = Bare Copper • TC = Tinned Copper

\*Based on proper installation techniques in a C-track cable guide.

†Final put-up length may vary ±10% from length shown.