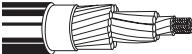


Belden Infinity® Flexible Automation Cable

600V FCC Control Cables for Moderate Flexing

(1 Million Flex Cycles*)

Description	Part No.	No. of Cond.	Standard Lengths		Standard Unit Weight		Insulation Thickness		Jacket Thickness		Nominal OD		Maximum Pull Tension	
			Ft.	m	Lbs.	kg	Inch	mm	Inch	mm	Inch	mm	Lbs.	N
20 AWG Stranded (10x30) Bare Copper Conductors • Unshielded • Color Code: Black w/numbers + Green/Yellow ground														
PVC Insulation • Gray Oil- and Abrasion-resistant PVC Jacket														
UL AWM Style 2587 (600V 90°C) CSA AWM I/II A/B	7400A	2	250 †	76.2	11.0	5.0	.022	.56	.040	1.02	.240	6.10	26	116
			500 †	152.4	25.0	11.4								
			1000 †	304.8	44.0	20.0								
	7401A	3	250 †	76.2	13.0	5.9	.022	.56	.040	1.02	.250	6.35	39	173
			500 †	152.4	30.0	13.6								
			1000 †	304.8	59.0	26.8								
	7402A	4	250 †	76.2	15.0	6.8	.022	.56	.040	1.02	.275	6.99	52	231
			500 †	152.4	33.0	15.0								
			1000 †	304.8	64.0	29.1								
	7403A	5	250 †	76.2	17.5	8.0	.022	.56	.040	1.02	.300	7.62	65	289
			500 †	152.4	38.0	17.3								
			1000 †	304.8	72.0	32.7								
	7404A	7	250 †	76.2	22.0	10.0	.022	.56	.040	1.02	.345	8.76	91	405
			500 †	152.4	44.5	20.2								
			1000 †	304.8	86.0	39.0								
	7405A	9	250 †	76.2	29.5	13.4	.022	.56	.053	1.35	.410	10.41	117	520
			500 †	152.4	71.5	32.5								
			1000 †	304.8	144.0	65.4								
	7406A	12	250 †	76.2	30.8	14.0	.022	.56	.053	1.35	.420	10.67	156	693
			500 †	152.4	88.5	40.2								
			1000 †	304.8	177.0	80.4								
	7407A	18	250 †	76.2	53.5	24.3	.022	.56	.053	1.35	.500	12.70	234	1041
			500 †	152.4	104.0	47.2								
	7408A	25	250 †	76.2	65.3	29.6	.022	.56	.065	1.65	.615	15.62	325	1445
			500 †	152.4	130.5	59.3								

Temp Rating: -40° to 90°C
(-5° to 90°C flexing)**20 AWG Stranded (10x30) BC Conductors • TC Braid Shield (85% Coverage) • Color Code: Black w/numbers + Green/Yellow ground****PVC Insulation • PVC Inner Jacket • Gray Oil- and Abrasion-resistant PVC Outer Jacket**UL AWM Style 2587 (600V 90°C)
CSA AWM I/II A/B

	7401AS	3	500 †	152.4	54.0	24.5	.022	.56	Inner: .025 Outer: .035	.64 .89	.320	8.13	45	200
	7402AS	4	250 †	76.2	32.8	14.9	.022	.56	Inner: .025 Outer: .035	.64 .89	.330	8.38	52	231
			500 †	152.4	64.0	29.1								
	7403AS	5	250 †	76.2	34.8	15.8	.022	.56	Inner: .025 Outer: .035	.64 .89	.370	9.40	65	289
			500 †	152.4	68.0	30.9								
	7404AS	7	250 †	76.2	37.8	17.1	.022	.56	Inner: .025 Outer: .040	.64 1.02	.420	10.67	91	405
			500 †	152.4	71.5	32.5								

Temp Rating: -40° to 90°C
(-5° to 90°C flexing)

BC = Bare Copper • TC = Tinned Copper

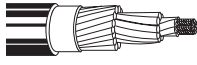
*Based on proper installation techniques in a C-track cable guide.

†Final put-up length may vary ±10% from length shown.

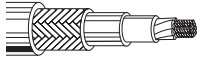
Belden Infinity® Flexible Automation Cable

600V FCC Control Cables for Moderate Flexing

(1 Million Flex Cycles*)

Description	Part No.	No. of Cond.	Standard Lengths		Standard Unit Weight		Insulation Thickness		Jacket Thickness		Nominal OD		Maximum Pull Tension	
			Ft.	m	Lbs.	kg	Inch	mm	Inch	mm	Inch	mm	Lbs.	N
18 AWG Stranded (16x30) Bare Copper Conductors • Unshielded • Color Code: Black w/numbers + Green/Yellow ground														
PVC Insulation • Gray Oil- and Abrasion-resistant PVC Jacket														
UL AWM Style 2587 (600V 90°C) CSA AWM I/II A/B	7409A	2	250 †	76.2	13.3	6.0	.022	.56	.040	1.02	.264	6.71	50	222
			500 †	152.4	26.5	12.0								
	7410A	3	250 †	76.2	16.3	7.4	.022	.56	.040	1.02	.280	7.11	74	329
			500 †	152.4	25.0	11.4								
	7411A	4	250 †	76.2	18.8	8.5	.022	.56	.040	1.02	.305	7.75	98	436
			500 †	152.4	31.0	14.1								
	7412A	5	250 †	76.2	21.8	9.9	.022	.56	.040	1.02	.330	8.38	122	542
			500 †	152.4	36.0	16.3								
	7413A	7	250 †	76.2	27.5	12.5	.022	.56	.040	1.02	.385	9.78	171	760
			500 †	152.4	46.0	20.9								
	7414A	9	250 †	76.2	36.5	16.6	.022	.56	.050	1.27	.452	11.48	220	978
			500 †	152.4	87.0	39.5								
	7415A	12	250 †	76.2	40.0	18.2	.022	.56	.050	1.27	.475	12.07	292	1298
			500 †	152.4	75.5	34.3								
	7416A	18	250 †	76.2	55.8	25.3	.022	.56	.050	1.27	.560	14.22	440	1957
			500 †	152.4	112.5	51.1								
	7417A	25	250 †	76.2	74.3	33.7	.022	.56	.072	1.83	.696	17.68	520	2313
			500 †	152.4	149.0	67.6								
	7418A	34	250 †	76.2	111.3	50.5	.022	.56	.072	1.83	.788	20.02	830	3692
			500 †	152.4	215.5	97.8								
Temp Rating: -40° to 90°C (-5° to 90°C flexing)	7419A	41	500 †	152.4	295.0	133.9	.022	.56	.075	1.91	.860	21.84	1001	4453
			7420A	50	250 †	76.2	186.5	84.7	.022	.56	.083	2.11	.940	23.88

18 AWG Stranded (16x30) BC Conductors • TC Braid Shield (85% Coverage) • Color Code: Black w/numbers + Green/Yellow ground

PVC Insulation • PVC Inner Jacket • Gray Oil- and Abrasion-resistant PVC Outer Jacket														
UL AWM Style 2587 (600V 90°C) CSA AWM I/II A/B	7411AS	4	250 †	76.2	29.0	13.2	.022	.56	Inner: .025	.64	.365	9.27	83	369
			500 †	152.4	56.5	25.7			Outer: .032	.81				
	7413AS	7	250 †	76.2	37.5	17.0	.022	.56	Inner: .025	.64	.450	11.43	145	645
			500 †	152.4	74.0	33.6			Outer: .035	.89				
	7415AS	12	250 †	76.2	61.5	27.9	.022	.56	Inner: .025	.64	.550	13.97	230	1023
			500 †	152.4	124.0	56.3			Outer: .045	1.14				
	7416AS	18	250 †	76.2	83.3	37.8	.022	.56	Inner: .025	.64	.650	16.51	374	1663
			500 †	152.4	169.0	76.7			Outer: .055	1.40				
Temp Rating: -40° to 90°C (-5° to 90°C flexing)	7417AS	25	250 †	76.2	113.8	51.6	.022	.56	Inner: .025	.64	.765	19.43	520	2313
			500 †	152.4	228.0	103.5			Outer: .060	1.52				

BC = Bare Copper • TC = Tinned Copper

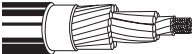
*Based on proper installation techniques in a C-track cable guide.

†Final put-up length may vary ±10% from length shown.


Belden Infinity® Flexible Automation Cable

600V FCC Control Cables for Moderate Flexing

(1 Million Flex Cycles*)

Description	Part No.	No. of Cond.	Standard Lengths		Standard Unit Weight		Insulation Thickness		Jacket Thickness		Nominal OD		Maximum Pull Tension		
			Ft.	m	Lbs.	kg	Inch	mm	Inch	mm	Inch	mm	Lbs.	N	
16 AWG Stranded (26x30) Bare Copper Conductors • Unshielded • Color Code: Black w/numbers + Green/Yellow ground															
PVC Insulation • Gray Oil- and Abrasion-resistant PVC Jacket															
UL AWM Style 2587 (600V 90°C) CSA AWM I/II A/B	7421A	2	250 †	76.2	15.0	6.8	.022	.56	.040	1.02	.290	7.37	70	311	
			500 †	152.4	35.0	15.9									
			1000 †	304.8	68.0	30.9									
	7422A	3	250 †	76.2	18.8	8.5	.022	.56	.040	1.02	.305	7.75	105	467	
				500 †	152.4	34.5	15.7								
				1000 †	304.8	65.0	29.5								
	7423A	4	250 †	76.2	22.5	10.2	.022	.56	.040	1.02	.330	8.38	140	623	
				500 †	152.4	41.5	18.8								
				1000 †	304.8	80.0	36.3								
	7424A	5	250 †	76.2	27.5	12.5	.022	.56	.040	1.02	.360	9.14	175	778	
				500 †	152.4	49.5	22.5								
				1000 †	304.8	96.0	43.6								
	7425A	7	250 †	76.2	35.0	15.9	.022	.56	.040	1.02	.425	10.80	236	1050	
				500 †	152.4	64.0	29.1								
				1000 †	304.8	129.0	58.6								
	7426A	9	250 †	76.2	50.5	22.9	.022	.56	.060	1.52	.540	13.72	304	1352	
				500 †	152.4	95.0	43.1								
				1000 †	304.8	190.0	86.3								
	7427A	12	250 †	76.2	55.3	25.1	.022	.56	.065	1.65	.565	14.35	405	1801	
				500 †	152.4	114.0	51.8								
				1000 †	304.8	220.0	100.0								
	7428A	18	250 †	76.2	79.0	35.9	.022	.56	.065	1.65	.650	16.51	608	2705	
				500 †	152.4	158.0	71.7								
	7429A	25	250 †	76.2	109.0	49.5	.022	.56	.060	1.52	.750	19.05	875	3892	
				500 †	152.4	218.5	99.2								
Temp Rating: -40° to 90°C (-5° to 90°C flexing)	7430A	34	250 †	76.2	171.3	77.7	.022	.56	.075	1.91	.878	22.30	1145	5093	

16 AWG Stranded (26x30) BC Conductors • TC Braid Shield (85% Coverage) • Color Code: Black w/numbers + Green/Yellow ground**PVC Insulation • PVC Inner Jacket • Gray Oil- and Abrasion-resistant PVC Outer Jacket**

UL AWM Style 2587 (600V 90°C) CSA AWM I/II A/B	7423AS	4	250 †	76.2	36.0	16.3	.022	.56	Inner: .025	.64	.400	10.16	140	623	
			500 †	152.4	68.0	30.9			Outer: .035	.89					
	7427AS	12	250 †	76.2	81.8	37.1	.022	.56	Inner: .025	.64	.630	16.00	420	1868	
				500 †	152.4	164.5	74.7			Outer: .060					1.52
	7428AS	18	250 †	76.2	119.0	54.1	.022	.56	Inner: .025	.64	.740	18.80	630	2802	
				500 †	152.4	238.5	108.3			Outer: .070					1.78

Temp Rating: -40° to 90°C
(-5° to 90°C flexing)

BC = Bare Copper • TC = Tinned Copper

*Based on proper installation techniques in a C-track cable guide.

†Final put-up length may vary ±10% from length shown.

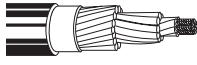
Belden Infinity® Flexible Automation Cable

600V FCC Control Cables for Moderate Flexing

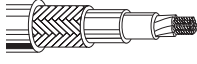
(1 Million Flex Cycles*)

Description	Part No.	No. of Cond.	Standard Lengths		Standard Unit Weight		Insulation Thickness		Jacket Thickness		Nominal OD		Maximum Pull Tension	
			Ft.	m	Lbs.	kg	Inch	mm	Inch	mm	Inch	mm	Lbs.	N


14 AWG Stranded (41x30) Bare Copper Conductors • Unshielded • Color Code: Black w/numbers + Green/Yellow ground**PVC Insulation • Gray Oil- and Abrasion-resistant PVC Jacket**

UL AWM Style 2587 (600V 90°C) CSA AWM I/II A/B 	7434A	2	250 †	76.2	34.0	15.5	.023	.58	.045	1.14	.335	8.51	201	894	
			500 †	152.4	66.5	30.2									
			1000 †	304.8	92.0	41.8									
	7435A	3	250 †	76.2	39.8	18.1	.023	.58	.045	1.14	.350	8.89	201	894	
			500 †	152.4	78.5	35.6									
			1000 †	304.8	98.0	44.5									
	7436A	4	250 †	76.2	49.3	22.4	.023	.58	.050	1.27	.395	10.03	201	894	
			500 †	152.4	95.0	43.1									
			1000 †	304.8	131.0	59.5									
	7438A	7	500 †	152.4	150.5	68.3	.023	.58	.060	1.52	.525	13.33	373	1659	
			500 †	76.2	110.8	50.3	.023	.58	.070	1.78	.620	15.75	480	2135	
				152.4	223.0	101.2									
	7440A	12	250 †	76.2	142.5	64.7	.023	.58	.075	1.91	.660	16.76	640	2847	
			500 †	152.4	285.5	129.6									
			250 †	76.2	223.8	101.7	.023	.58	.090	2.29	.930	23.62	1337	5947	

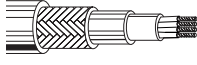
Temp Rating: -40° to 90°C
(-5° to 90°C flexing)**14 AWG** Stranded (41x30) BC Conductors • TC Braid Shield (85% Coverage) • Color Code: Black w/numbers + Green/Yellow ground**PVC Insulation • PVC Inner Jacket • Gray Oil- and Abrasion-resistant PVC Outer Jacket**

UL AWM Style 2587 (600V 90°C) CSA AWM I/II A/B 	7436AS	4	250 †	76.2	49.3	22.4	.023	.58	Inner: .025	.64	.482	12.24	212	943
			500 †	152.4	95.0	43.1			Outer: .055	1.40				
	7438AS	7	250 †	76.2	74.8	33.9	.023	.58	Inner: .025	.64	.563	14.30	371	1650
			500 †	152.4	150.5	68.3			Outer: .060	1.52				

Temp Rating: -40° to 90°C
(-5° to 90°C flexing)**12 AWG** Stranded (65x30) Bare Copper Conductors • Unshielded • Color Code: Black w/numbers + Green/Yellow ground**PVC Insulation • Gray Oil- and Abrasion-resistant PVC Jacket**

UL AWM Style 2587 (600V 90°C) CSA AWM I/II A/B 	7444A	3	250 †	76.2	53.5	24.3	.028	.71	.060	1.52	.450	11.43	253	1125
			500 †	152.4	103.5	47.0								
	7445A	4	250 †	76.2	63.5	28.8	.028	.71	.070	1.78	.505	12.83	338	1503
			500 †	152.4	124.0	56.3								

Temp Rating: -40° to 90°C
(-5° to 90°C flexing)**12 AWG** Stranded (65x30) BC Conductors • TC Braid Shield (85% Coverage) • Color Code: Black w/numbers + Green/Yellow ground**PVC Insulation • PVC Inner Jacket • Gray Oil- and Abrasion-resistant PVC Outer Jacket**

UL AWM Style 2587 (600V 90°C) CSA AWM I/II A/B 	7445AS	4	250 †	76.2	85.8	38.9	.028	.71	Inner: .030	.76	.580	14.73	338	1503
			500 †	152.4	171.5	77.9			Outer: .070	1.78				

Temp Rating: -40° to 90°C
(-5° to 90°C flexing)

BC = Bare Copper • TC = Tinned Copper

*Based on proper installation techniques in a C-track cable guide.

†Final put-up length may vary ±10% from length shown.

Belden Infinity® Flexible Automation Cable

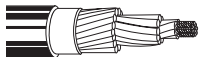
600V FCC Control Cables for Moderate Flexing

(1 Million Flex Cycles*)

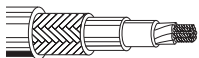
Description	Part No.	No. of Cond.	Standard Lengths		Standard Unit Weight		Insulation Thickness		Jacket Thickness		Nominal OD		Maximum Pull Tension	
			Ft.	m	Lbs.	kg	Inch	mm	Inch	mm	Inch	mm	Lbs.	N

10 AWG Stranded (105x30) Bare Copper Conductors • Unshielded (Color Code: Black w/numbers + Green/Yellow ground)**PVC Insulation • Gray Oil- and Abrasion-resistant PVC Jacket**

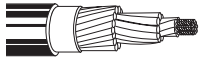
UL AWM Style 2587 (600V 90°C)	7447A	4	250 †	76.2	70.8	32.1	.030	.76	.070	1.78	.570	14.48	672	2989
CSA AWM I/II A/B			500 †	152.4	142.5	64.7								

Temp Rating: -40° to 90°C
(-5° to 90°C flexing)**10 AWG** Stranded (105x30) BC Conductors • TC Braid Shield (85% Coverage) • Color Code: Black w/numbers + Green/Yellow ground**PVC Insulation • PVC Inner Jacket • Gray Oil- and Abrasion-resistant PVC Outer Jacket**

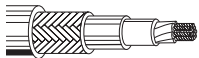
UL AWM Style 2587 (600V 90°C)	7447AS	4	250 †	76.2	92.8	42.2	.030	.76	Inner:	.660	16.76	546	2429
CSA AWM I/II A/B			500 †	152.4	185.5	84.3			Outer:	.035	.89		
										.065	1.65		

Temp Rating: -40° to 90°C
(-5° to 90°C flexing)**8 AWG** Stranded (168x30) Bare Copper Conductors • Unshielded • Color Code: Black w/numbers + Green/Yellow ground**PVC Insulation • Gray Oil- and Abrasion-resistant PVC Jacket**

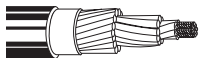
UL AWM Style 2587 (600V 90°C)	7450A	4	250 †	76.2	113.8	51.6	.045	1.14	.070	1.78	.715	18.16	920	4092
CSA AWM I/II A/B			500 †	152.4	228.0	103.5								

Temp Rating: -40° to 90°C
(-5° to 90°C flexing)**8 AWG** Stranded (168x30) BC Conductors • TC Braid Shield (85% Coverage) • Color Code: Black w/numbers + Green/Yellow ground**PVC Insulation • PVC Inner Jacket • Gray Oil- and Abrasion-resistant PVC Outer Jacket**

UL AWM Style 2587 (600V 90°C)	7450AS	4	250 †	76.2	141.3	64.1	.045	1.14	Inner:	.815	20.70	872	3879
CSA AWM I/II A/B			500 †	152.4	281.0	127.6			Outer:	.040	1.02		
										.065	1.65		

Temp Rating: -40° to 90°C
(-5° to 90°C flexing)**6 AWG** Stranded (266x30) Bare Copper Conductors • Unshielded • Color Code: Black w/numbers + Green/Yellow ground**PVC Insulation • Gray Oil- and Abrasion-resistant PVC Jacket**

UL AWM Style 2587 (600V 90°C)	7453A	4	250 †	76.2	185.0	84.0	.060	1.52	.085	2.16	.925	23.50	1472	6548
CSA AWM I/II A/B														

Temp Rating: -40° to 90°C
(-5° to 90°C flexing)

BC = Bare Copper • TC = Tinned Copper

*Based on proper installation techniques in a C-track cable guide.

†Final put-up length may vary ±10% from length shown.