

Industrial Data Solutions® — Industrial Ethernet

Category 5e DataTuff® Twisted Pair Cables, 2-Pair and 4-Pair Heavy-Duty Sunlight and Oil-Resistant Jackets

Table with columns: Description, Part No., UL NEC/ C(UL) CEC Type, No. of Pairs, Standard Lengths (Ft., m), Standard Unit Wt. (Lbs., kg), Nominal OD (Inch, mm), Freq. (MHz), Max. Atten. (dB/100m), Min. PSUM NEXT (dB), Min. PSUM ACR (dB/100m), Min. PSUM ELFEXT (dB/100m), Input Imped. (Ω), Min. RL (dB)

Enhanced Cat 5e • 24 AWG Bonded-Pairs Solid BC Conductors • Rip Cord • See Color Codes below

Polyolefin Insulation • .030" Industrial Grade Sunlight- and Oil-resistant PVC Jacket (Black, Red or Teal)

Table for Polyolefin Insulation, Part No. 7932A, NEC: CMR, CMR FT4, 2 Pairs, lengths 1000, 2000 ft, unit weights 304.8, 609.6 lbs/kg, nominal OD .207 inch, 5.26 mm.

*2000 ft. put-up available in Black only. • M-12 or RJ-45 Compatible • Jacket sequentially marked at 2 ft. intervals Cable passes -40°C Cold Bend per UL1581 • Installation Temperature: -25°C to +75°C • Operating Temperature: -40°C to +75°C** Third party verified to TIA/EIA-568-B.2, Category 5e • U.S. Patents 5,606,151 and 5,734,126

Table for Polyolefin Insulation, Part No. 7923A, NEC: CMR, CMX- Outdoor, CMR FT4, 4 Pairs, lengths 1000, 2000 ft, unit weights 304.8, 609.6 lbs/kg, nominal OD .230 inch, 5.84 mm.

*2000 ft. put-up available in Black only. • RJ-45 Compatible • Jacket sequentially marked at 2 ft. intervals Cable passes -40°C Cold Bend per UL1581 • Installation Temperature: -25°C to +75°C • Operating Temperature: -40°C to +75°C** Third party verified to TIA/EIA-568-B.2, Category 5e • U.S. Patents 5,606,151 and 5,734,126 • P-07-KA060003-MSHA*

Polyolefin Insulation • Waterblocked Sunlight- and Oil-resistant Black Polyethylene Jacket

Table for Polyolefin Insulation, Part No. 7934A, NEC: —, Halogen-Free Burial, 4 Pairs, lengths 1000, 2000 ft, unit weights 304.8, 609.6 lbs/kg, nominal OD .230 inch, 5.84 mm.

RJ-45 Compatible • Jacket sequentially marked at 3 ft. intervals Cable passes -40°C Cold Bend per UL1581 • Installation Temperature: -25°C to +75°C • Operating Temperature: -40°C to +75°C** Third party verified to TIA/EIA-568-B.2, Category 5e • U.S. Patents 5,606,151 and 5,734,126 • Waterblocked per Telcordia, IEC and ICEA

Plenum • FEP Insulation • Sunlight-, Oil- and Gas-resistant Black FEP Jacket

Table for Plenum, Part No. 7928A, NEC: Limited Combustible, FHC 25/50, CMP, CMP FT6, 4 Pairs, lengths 1000, 2000 ft, unit weights 304.8, 609.6 lbs/kg, nominal OD .187 inch, 4.75 mm.

RJ-45 Compatible Cable passes -70°C Cold Bend per UL1581 • Installation Temperature: -55°C to +150°C • Operating Temperature: -70°C to +150°C** Jacket sequentially marked at 2 ft. intervals • Third party verified to TIA/EIA-568-B.2, Category 5e • U.S. Patents 5,606,151 and 5,734,126

Polyolefin Insulation • PVC Inner Jacket • .035" Industrial Grade PVC Outer Jacket (Black, Gray, Red, Teal or Blue)

Table for Polyolefin Insulation, Part No. 11700A, NEC: CMR, CMX- Outdoor, CMR FT4, 4 Pairs, lengths 1000, 3000 ft, unit weights 304.8, 914.4 lbs/kg, nominal OD .285 inch, 7.24 mm.

†3000 ft. put-up available in Black only. • Outer jacket is sunlight- and oil-resistant. • Jacket sequentially marked at 2 ft. intervals Cable passes -40°C Cold Bend per UL1581 • Installation Temperature: -25°C to +75°C • Operating Temperature: -40°C to +75°C** RJ-45 Compatible • Third party verified to TIA/EIA-568-B.2, Category 5e • U.S. Patents 5,606,151 and 5,734,126 • P-07-KA060005-MSHA*

Table for Polyolefin Insulation, Part No. 11700A2, NEC: CMR, CMR FT4, 4 Pairs, lengths 1000, 2000 ft, unit weights 304.8, 609.6 lbs/kg, nominal OD .285 inch, 7.24 mm.

††1000 ft. put-up available in Black or Blue only, 2000 ft. put-up in Black only. • RJ-45 Compatible • Outer jacket is sunlight resistant. Cable passes -10°C Cold Bend per UL1581 • Installation Temperature: +5°C to +75°C • Operating Temperature: -10°C to +75°C** Jacket sequentially marked at 2 ft. intervals • Third party verified to TIA/EIA-568-B.2, Category 5e • U.S. Patents 5,606,151 and 5,734,126

ACR = Attenuation Crosstalk Ratio • BC = Bare Copper • ELFEXT = Equal Level Far-end Crosstalk • NEXT = Near-end Crosstalk • PSUM = Power Sum • RL = Return Loss • TC = Tinned Copper

*Pennsylvania Department of Environmental Resources and United States Mine Safety and Health Administration Certification.

**Subject to length de-rating.

EtherNet/IP is a trademark of ControlNet International, Ltd. under license by Open DeviceNet Vendor Association, Inc.

DataTuff Color Codes: Pair 1 = White/Blue Stripe & Blue, Pair 2 = White/Orange Stripe & Orange, Pair 3 = White/Green Stripe & Green, Pair 4 = White/Brown Stripe & Brown

For two pair products: use color codes for Pairs 2 & 3



For more information, contact Belden Technical Support: 1-800-BELDEN-1 • www.belden.com

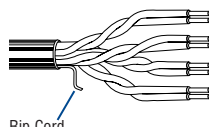
Belden114@CableCon.kr / 0707-434-7704 / Fax. 02-744-0909 / www.CableCon.co.kr

Industrial Data Solutions® — Industrial Ethernet

Category 5e DataTuff® Twisted Pair Cables, 2-Pair and 4-Pair Heavy-Duty Sunlight and Oil-Resistant Jackets

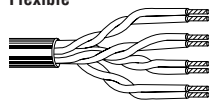
Description	Part No.	UL NEC/ C(UL) CEC Type	No. of Pairs	Standard Lengths		Standard Unit Wt.		Nominal OD		Freq. (MHz)	Max. Atten. (dB/100m)	Min. PSUM NEXT (dB)	Min. PSUM ACR (dB/100m)	Min. PSUM ELFEXT (dB/100m)	Input Imped. (Ω)	Min. RL (dB)
				Ft.	m	Lbs.	kg	Inch	mm							

Enhanced Cat 5e • 22 AWG Bonded-Pairs Solid Bare Copper Conductors • Rip Cord • See Color Code Chart (below)

Polyolefin Insulation • .030" Industrial Grade Sunlight- and Oil-resistant Black PVC Jacket																
 <p>Rip Cord</p>	7922A <i>new</i>	NEC:	4	1000	304.8	46.3	21.0	.301	7.65	1	2.0	65.3	63.3	60.8	100±12	20.0
		PLTC,		2000	609.6	92.5	42.0	4	4.0	56.3	52.3	48.7	100±12	23.0		
		CMR,						8	5.7	51.8	46.1	42.7	100±12	24.5		
		CMX-						10	6.4	50.3	43.9	40.8	100±12	25.0		
		Outdoor						16	8.1	47.3	39.1	36.7	100±12	25.0		
		CEC:						25	10.3	44.3	34.1	32.8	100±15	24.3		
		CMR FT4						31.25	11.6	42.9	31.3	30.9	100±15	23.6		
								62.5	16.8	38.4	21.6	24.8	100±15	21.5		
								100	21.7	35.3	17.1	20.8	100±15	20.1		
								155	27.7	32.5	4.7	16.9	100±18	19.0		
					200	32.0	30.8	3.0	14.7	100±20	19.0					
					250	36.4	29.3	—	12.8	100±20	18.0					
					350	44.3	27.2	—	9.9	100±22	17.0					


Cable passes -25°C Cold Bend per UL1581 • Installation Temperature: -10°C to +75°C • Operating Temperature: -25°C to +75°C**
Jacket sequentially marked at 2 ft. intervals • Third party verified to TIA/EIA-568-B.2, Category 5e • U.S. Patents 5,606,151 and 5,734,126

Enhanced Cat 5e • 24 AWG Bonded-Pairs Stranded (7x32) TC Conductors • See Color Code Chart (below)

Polyolefin Insulation • .030" Industrial Grade Sunlight- and Oil-resistant PVC Jacket (Black, Red or Teal)																
	7924A	NEC:	4	1000	304.8	30.0	13.6	.242	6.15	1	2.4	65.3	62.9	60.8	100±12	20.0
		CMR,		2000 †	609.6	58.0	26.3	4	4.8	56.3	51.5	48.7	100±12	23.6		
		CMX-						8	6.8	51.8	45.0	42.7	100±12	25.4		
		Outdoor						10	7.7	50.3	42.6	40.8	100±12	26.0		
		CEC:						16	9.7	47.3	37.5	36.7	100±12	26.0		
		CMR FT4						25	12.4	44.3	31.9	32.8	100±15	25.5		
								31.25	13.9	42.9	29.0	30.9	100±15	25.0		
								62.5	20.2	38.4	18.3	24.8	100±15	23.5		
								100	26.0	35.3	9.2	20.8	100±18	22.5		
								155	33.2	32.5	—	16.9	100±18	19.0		
					200	38.4	30.8	—	14.7	100±20	19.0					
					250	43.7	29.3	—	12.8	100±20	18.0					
					350	53.2	27.2	—	9.9	100±22	17.0					

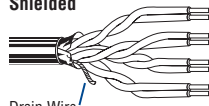
†2000 ft. put-up available in Black only. • RJ-45 Compatible • Jacket sequentially marked at 2 ft. intervals
Cable passes -40°C Cold Bend per UL1581 • Installation Temperature: -25°C to +75°C • Operating Temperature: -40°C to +75°C**
Third party verified to TIA/EIA-568-B.2, Category 5e • U.S. Patents 5,606,151; 5,734,126 and 5,763,823

Enhanced Cat 5e • 24 AWG Bonded-Pairs Solid BC Conductors • Overall Beldfoil® Shield (100%) • Drain Wire • See Color Codes (below)

Polyolefin Insulation • .030" Industrial Grade Sunlight- and Oil-resistant PVC Jacket (Black, Red or Teal)																
 <p>Drain Wire</p>	7933A <i>new</i>	NEC:	2	1000	304.8	32.0	14.5	.227	5.77	1	2.0	62.3	60.3	60.8	100±15	20.0
		CMR		2000 ▲	609.6	64.8	29.4	4	4.1	53.3	49.2	48.7	100±15	23.6		
		CMX-						10	6.5	47.3	40.8	40.8	100±15	26.0		
		Outdoor						16	8.2	44.3	36.1	36.7	100±15	26.0		
		CEC:						31.25	11.7	39.9	28.2	30.9	100±15	25.0		
		CMR FT4						62.5	17.0	35.4	18.4	24.8	100±15	23.5		
								100	22.0	32.3	10.3	20.8	100±15	22.5		
								200	32.4	27.8	1.0	14.7	100±25	15.0		

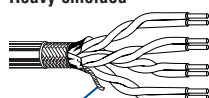
*2000 ft. put-up available in Black only. • M-12 or RJ-45 Compatible • Shield is bonded to jacket inner wall for electrical stability.
Cable passes -40°C Cold Bend per UL1581 • Installation Temperature: -25°C to +75°C • Operating Temperature: -40°C to +75°C**
Jacket sequentially marked at 2 ft. intervals • Third party verified to TIA/EIA-568-B.2, Category 5e • U.S. Patents 5,606,151 and 5,734,126

Enhanced Cat 5e • 24 AWG Bonded-Pairs Solid BC Conductors • Overall Beldfoil (100%) + TC Braid Shield (70% Coverage) • Drain Wire*

Polyolefin Insulation • .030" Industrial Grade Sunlight- and Oil-resistant PVC Jacket (Black or Blue)																
 <p>Drain Wire</p>	7929A	NEC:	4	1000	304.8	37.0	16.8	.265	6.73	1	2.0	62.3	60.3	60.8	100±15	20.0
		CMR,		2000 ▲	609.6	72.0	32.7	4	4.1	53.3	49.2	48.7	100±15	23.0		
		CMX-						10	6.5	47.3	40.8	40.8	100±15	25.0		
		Outdoor						16	8.2	44.3	36.1	36.7	100±15	25.0		
		CEC:						31.25	11.7	39.9	28.2	30.9	100±15	23.6		
		CMR FT4						62.5	17.0	35.4	18.4	24.8	100±15	21.5		
								100	22.0	32.3	10.3	20.8	100±15	20.1		
								200	32.4	27.8	1.0	14.7	100±25	15.0		

*2000 ft. put-up available in Black only. • RJ-45 Compatible • Shield is bonded to jacket inner wall for electrical stability.
Cable passes -40°C Cold Bend per UL1581 • Installation Temperature: -25°C to +75°C • Operating Temperature: -40°C to +75°C**
Jacket sequentially marked at 2 ft. intervals • Third party verified to TIA/EIA-568-B.2, Category 5e • U.S. Patents 5,606,151 and 5,734,126 • P-07-KA060003-MSHA*

Enhanced Cat 5e • 24 AWG Bonded-Pairs Solid BC Conductors • Overall Beldfoil (100%) + TC Braid Shield (70% Coverage) • Drain Wire*

Polyolefin Insulation • .030" Industrial Grade Sunlight- and Oil-resistant PVC Jacket (Black, Red, Blue or Teal)																
 <p>Drain Wire</p>	7921A	NEC:	4	1000	304.8	55.0	24.9	.330	8.38	1	2.0	62.3	60.3	60.8	100±15	20.0
		CMR,		2000 ▲	609.6	106.0	48.1	4	4.1	53.3	49.2	48.7	100±15	23.6		
		CMX-						10	6.5	47.3	40.8	40.8	100±15	26.0		
		Outdoor						16	8.2	44.3	36.1	36.7	100±15	26.0		
		CEC:						31.25	11.7	39.9	28.2	30.9	100±15	25.0		
		CMR FT4						62.5	17.0	35.4	18.4	24.8	100±15	23.5		
								100	22.0	32.3	10.3	20.8	100±15	22.5		

*2000 ft. put-up available in Black only. *24 AWG solid spiral drain wire.
Cable passes -40°C Cold Bend per UL1581 • Installation Temperature: -25°C to +75°C • Operating Temperature: -40°C to +75°C**
Jacket sequentially marked at 2 ft. intervals • Third party verified to TIA/EIA-568-B.2, Category 5e • NEMA WC-63.1 Category 5e • U.S. Patents 5,606,151 and 5,734,126

ACR = Attenuation Crosstalk Ratio • AL = Aluminum • BC = Bare Copper • ELFEXT = Equal Level Far-end Crosstalk • NEXT = Near-end Crosstalk • PSUM = Power Sum • RL = Return Loss • TC = Tinned Copper
EtherNet/IP is a trademark of ControlNet International, Ltd. under license by Open DeviceNet Vendor Association, Inc.
*Pennsylvania Department of Environmental Resources and United States Mine Safety and Health Administration Certification.
**Subject to length de-rating.

DataTuff Color Codes: Pair 1 = White/Blue Stripe & Blue, Pair 2 = White/Orange Stripe & Orange, Pair 3 = White/Green Stripe & Green, Pair 4 = White/Brown Stripe & Brown
For two pair products: use color codes for Pairs 2 & 3



For more information, contact Belden Technical Support: 1-800-BELDEN-1 • www.belden.com

Belden114@CableCon.kr / 0707-434-7704 / Fax. 02-744-0909 / www.CableCon.co.kr

Industrial Data Solutions® — Industrial Ethernet

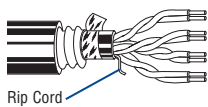
Category 5e DataTuff® Twisted Pair Cables, 4-Pair Heavy-Duty Sunlight and Oil-Resistant Jackets

Description	Part No.	UL NEC/ C(UL) CEC Type	No. of Pairs	Standard Lengths		Standard Unit Wt.		Nominal OD		Freq. (MHz)	Max. Atten. (dB/100m)	Min. PSUM NEXT (dB)	Min. PSUM ACR (dB/100m)	Min. PSUM ELFEXT (dB/100m)	Input Imped. (Ω)	Min. RL (dB)
				Ft.	m	Lbs.	kg	Inch	mm							

Enhanced Cat 5e • 24 AWG Bonded-Pairs Solid BC Conductors • Polyester Wrap • Rip Cord • See Color Code Chart (below)

AL Interlocked Armor • Polyolefin Insulation • PVC Inner Jacket • .045" Industrial Grade PVC Outer Jacket (Black or Gray)

Interlocked AL Armor	121700A	NEC: CM	4	Standard Lengths		Standard Unit Wt.		Nominal OD		1	2.0	65.3	63.3	60.8	100±12	20.0
				3000 †	914.4	159.0	72.0	.530	13.46							
										4	4.0	56.3	52.3	48.7	100±12	23.0
										8	5.7	51.8	46.1	42.7	100±12	24.5
										10	6.4	50.3	43.9	40.8	100±12	25.0
										16	8.1	47.3	39.1	36.7	100±12	25.0
										25	10.3	44.3	34.1	32.8	100±15	24.3
										31.25	11.6	42.9	31.3	30.9	100±15	23.6
										62.5	16.8	38.4	21.6	24.8	100±15	21.5
										100	21.7	35.3	17.1	20.8	100±15	20.1
										155	27.7	32.5	4.7	16.9	100±18	19.0
										200	32.0	30.8	3.0	14.7	100±20	19.0
										250	36.4	29.3	—	12.8	100±20	18.0
										350	44.3	27.2	—	9.9	100±22	17.0



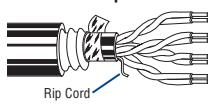
†3000 ft. put-up available in Black only. • RJ-45 Compatible • Outer jacket is sunlight- and oil-resistant.

Cable passes -40°C Cold Bend per UL1581 • Installation Temperature: -25°C to +75°C • Operating Temperature: -40°C to +75°C**

Jacket sequentially marked at 1 meter intervals • Third party verified to TIA/EIA-568-B.2, Category 5e • U.S. Patents 5,606,151 and 5,734,126

AL Interlocked Armor • Polyolefin Insulation • PVC Inner Jacket • .045" Industrial Grade PVC Outer Jacket (Black or Blue)

Interlocked AL Armor -40°C Cold Impact	121700R	NEC: CM	4	Standard Lengths		Standard Unit Wt.		Nominal OD		1	2.0	65.3	63.3	60.8	100±12	20.0
				3000 †	914.4	159.0	72.0	.530	13.46							
										4	4.0	56.3	52.3	48.7	100±12	23.0
										8	5.7	51.8	46.1	42.7	100±12	24.5
										10	6.4	50.3	43.9	40.8	100±12	25.0
										16	8.1	47.3	39.1	36.7	100±12	25.0
										25	10.3	44.3	34.1	32.8	100±15	24.3
										31.25	11.6	42.9	31.3	30.9	100±15	23.6
										62.5	16.8	38.4	21.6	24.8	100±15	21.5
										100	21.7	35.3	17.1	20.8	100±15	20.1
										155	27.7	32.5	4.7	16.9	100±18	19.0
										200	32.0	30.8	3.0	14.7	100±20	19.0
										250	36.4	29.3	—	12.8	100±20	18.0
										350	44.3	27.2	—	9.9	100±22	17.0



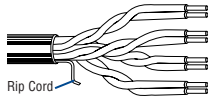
†5000 ft. put-up available in Blue only. • RJ-45 Compatible • Installation Temperature: -25°C to +75°C • Operating Temperature: -40°C to +75°C**

Outer jacket is sunlight- and oil-resistant. • Jacket sequentially marked at 1 meter intervals • Third party verified to TIA/EIA-568-B.2, Category 5e • U.S. Patents 5,606,151 and 5,734,126

Cat 5e • 24 AWG Solid Bare Copper Conductors • Twisted Pairs • Rip Cord • See Color Code Chart (below)

Polyolefin Insulation • .030" Industrial Grade Sunlight- and Oil-resistant PVC Jacket (Black or Blue)

7918A	NEC: CMR, CMX-Outdoor	4	Standard Lengths		Standard Unit Wt.		Nominal OD		1	2.0	62.3	60.3	60.8	100±15	20.0	
			2000 ††	609.6	28.0	12.7	.230	5.84								
										4	4.1	53.3	49.2	48.7	100±15	23.0
										10	6.5	47.3	40.8	40.8	100±15	25.0
										16	8.2	44.3	36.1	36.7	100±15	25.0
										31.25	11.7	39.9	28.2	30.9	100±15	23.6
										62.5	17.0	35.4	18.4	24.8	100±15	21.5
										100	22.0	32.3	10.3	20.8	100±15	20.1
										200	32.4	27.8	1.0	14.7	100±25	15.0



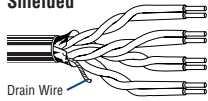
††2000 ft. put-up available in Black only. • RJ-45 Compatible • Jacket sequentially marked at 2 ft. intervals

Cable passes -40°C Cold Bend per UL1581 • Installation Temperature: -25°C to +75°C • Operating Temperature: -40°C to +75°C** • Third party verified to TIA/EIA-568-B.2, Category 5e

Cat 5e • 24 AWG Solid BC • Twisted Pairs • Overall Beldfoil® Shield (100% Coverage) • 24 AWG Stranded TC Drain Wire • See Color Code Chart

Polyolefin Insulation • .030" Industrial Grade Sunlight- and Oil-resistant PVC Jacket (Black or Blue)

Shielded	7919A	NEC: CMR, CMX-Outdoor	4	Standard Lengths		Standard Unit Wt.		Nominal OD		1	2.0	62.3	60.3	60.8	100±15	20.0
				2000 †	609.6	35.0	15.9	.265	6.73							
										4	4.1	53.3	49.2	48.7	100±15	23.0
										10	6.5	47.3	40.8	40.8	100±15	25.0
										16	8.2	44.3	36.1	36.7	100±15	25.0
										31.25	11.7	39.9	28.2	30.9	100±15	23.6
										62.5	17.0	35.4	18.4	24.8	100±15	21.5
										100	22.0	32.3	10.3	20.8	100±15	20.1



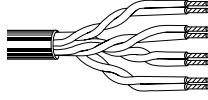
†2000 ft. put-up available in Black only. • RJ-45 Compatible • Installation Temperature: -25°C to +75°C • Operating Temperature: -40°C to +75°C** • Cable passes -40°C Cold Bend per UL1581

Shield is bonded to jacket inner wall for electrical stability. • Jacket sequentially marked at 2 ft. intervals • Third party verified to TIA/EIA-568-B.2, Category 5e • P-07-KA060004-MSHA*

Cat 5e • 24 AWG Stranded (7x32) Bare Copper Conductors • Twisted Pairs • See Color Code Chart (below)

Polyolefin Insulation • .030" Industrial Grade Sunlight- and Oil-resistant Black PVC Jacket

Stranded/Flexible	7930A	NEC: CMR, CMX-Outdoor	4	Standard Lengths		Standard Unit Wt.		Nominal OD		1	2.5	62.3	59.8	60.8	100±15	20.0
				2000	609.6	29.0	13.2	.240	6.09							
										4	4.9	53.3	48.4	48.7	100±15	23.0
										10	7.8	47.3	39.5	40.8	100±15	25.0
										16	9.9	44.3	34.4	36.7	100±15	25.0
										31.25	14.1	39.9	25.8	30.9	100±15	23.6
										62.5	20.4	35.4	15.0	24.8	100±15	21.5
										100	26.4	32.3	5.9	20.8	100±15	20.1
										200	38.9	27.8	—	14.7	100±25	15.0



Installation Temperature: 0°C to +75°C • Operating Temperature: -25°C to +75°C** • Cable passes -25°C Cold Bend per UL1581

RJ-45 Compatible • Jacket sequentially marked at 2 ft. intervals • Third party verified to TIA/EIA-568-B.2, Category 5e • P-07-KA060003-MSHA*

ACR = Attenuation Crosstalk Ratio • BC = Bare Copper • ELFEXT = Equal Level Far-end Crosstalk • FEP = Fluorinated Ethylene-propylene •

NEXT = Near-end Crosstalk • PSUM = Power Sum • RL = Return Loss • TC = Tinned Copper

EtherNet/IP is a trademark of ControlNet International, Ltd. under license by Open DeviceNet Vendor Association, Inc.

*Pennsylvania Department of Environmental Resources and United States Mine Safety and Health Administration Certification.

**Subject to length de-rating.

Color Codes: DataTuff

Pair No.	Color Combination
1	White/Blue Stripe & Blue
2	White/Orange Stripe & Orange
3	White/Green Stripe & Green
4	White/Brown Stripe & Brown

For two pair products: use color codes for Pairs 2 & 3



For more information, contact Belden Technical Support: 1-800-BELDEN-1 • www.belden.com

Belden114@CableCon.kr / 0707-434-7704 / Fax. 02-744-0909 / www.CableCon.co.kr