

Communication and Control Cable

Pro Audio and Intercom Systems
Unshielded



**Unshielded,
Pairs or Multi-conductor**
CM FT1 Rated*

Product Description

Bare copper conductors, polypropylene (multiconductor) or polyolefin (paired) insulation, PVC jacket with rip cord (except 5626UG and 5624UG which do not have rip cord).

5500 Series available in Beige, Brown, Orange, Yellow, Green, Blue, Purple, Gray or White jacket colors (except as noted in footnote). Conductors may not be cabled. Sequential footage marking every two feet. **5600 Series** available in Dark Gray.

Color Code: See charts below.

Specifications

Conductor	Bare Copper
Insulation	
Multiconductor	Polypropylene
Paired	Polyolefin
Insulation Thickness	
5500 Series	.0060" (.152mm)
5600 Series	.0065" (.165mm)
Jacket	PVC
Approvals	
NEC	CM
CEC	CM FT1*
Voltage Rating	300V

*Only 5520UG and 5522UG are CEC/CM FT1 rated

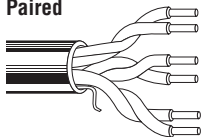
Applications (5500)

- Security Systems
- Intercom/PA Systems
- Sound/Audio Systems
- Power-Limited Controls
- Single Line Telephone

Applications (5600)

- Nurse Call Systems
- Annunciators
- Voice Systems
- Paging
- Commercial Sound Systems

Paired



Multi-conductor



Part No.	No. of Cond.	Stranding	Standard Lengths		Standard Unit Weight		Outer Jacket Thickness		Nominal OD	
			Ft.	m	Lbs.	kg	Inch	mm	Inch	mm

Unshielded, Pairs (NEC CM and CEC CM FT1)

24 AWG, Cat. 5e										
5662UG <small>NEW</small>	6	solid	1000	304.8	16.0	8.62	—	—	.172	4.37

Unshielded, Multi-conductor (NEC CM and CEC CM)

24 AWG										
5626UG <small>NEW</small>	8	solid	1000	304.8	29.0	13.15	.030	.762	.093	2.36
									X	X
									.324	8.23
5624UG <small>NEW</small>	6	solid	1000	304.8	19.0	8.62	.024	.610	.081	2.06
									X	X
									.246	6.25

Unshielded Multi-conductor (NEC CM and CEC CM FT1)

22 AWG										
5522UG [†] <small>NEW</small>	4	solid	C-500	C-152	6.0	2.7	.015	.38	.122	3.10
			C-1000	C-305	12.0	5.4				
5520UG <small>NEW</small>	2	solid	C-500 ♦	C-152	3.5	1.6	.015	.38	.106	2.69
			C-1000	C-305	7.0	3.2				

[†] 5522UG available in White only.

♦ 5520UG C-500 ft. put-up available in Gray or White only.

Color Code Chart — Paired (5662UG)

Pair No.	Color Combinations
1	White/Blue Stripe & Blue
2	White/Orange Stripe & Orange
3	White/Green Stripe & Green

Color Code Chart (5626UG)

Cond. No.	Color
1	Yellow
2	Blue
3	Black
4	Orange
5	Red
6	Green
7	White
8	Purple

Color Code Chart (5624UG)

Cond. No.	Color
1	Blue
2	Black
3	Orange
4	Red
5	Green
6	White

Color Code Chart (5522UG, 5520UG)

Cond. No.	Color
1	Black
2	Red
3	White
4	Green

Communication and Control Cable

Pro Audio and Intercom Systems
Unshielded, Plenum-Rated



**Unshielded,
Pairs or Multi-conductor**
CMP FT6 Rated

Product Description

24 AWG solid bare copper conductors,
FEP insulation, Dark Gray Flamarrest® jacket
with rip cord.

Color Code: See Charts below.

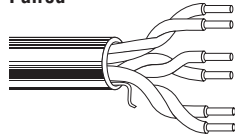
Specifications

Conductor	Bare Copper
Insulation	FEP
Insulation Thickness	.007" (.178mm)
Jacket	Flamarrest
Nominal Capacitance	15 pF/ft.
Approvals	
NEC	CMP
CEC	CMP FT6
Voltage Rating	300V

Applications

- Nurse Call Systems
- Commercial Sound Systems
- Annunciators
- Voice Systems
- Paging

Paired



Multi-conductor



Part No.	No. of Cond.	Stranding	Standard Lengths		Standard Unit Weight		Outer Jacket Thickness		Nominal OD	
			Ft.	m	Lbs.	kg	Inch	mm	Inch	mm

Plenum-rated, Unshielded, Pairs (NEC CMP and CEC CMP FT4, FT6)

24 AWG, Cat. 5e

6662UG <small>NEW</small>	6	solid	1000	304.8	23.0	10.4	—	—	.165	4.19
-------------------------------------	---	-------	------	-------	------	------	---	---	------	------

Plenum-rated, Unshielded, Multi-conductor (NEC CMP and CEC CMP FT6)

24 AWG

6626UG <small>NEW</small>	8	solid	1000	304.8	28.0	12.70	.019	.483	.072	1.83
									x	x
									.310	7.87
6624UG <small>NEW</small>	6	solid	1000	304.8	21.0	9.53	.019	.483	.072	1.83
									x	x
									.246	6.25

Color Code Chart

(6662UG)

Pair No.	Color Combinations
1	White/Blue Stripe & Blue
2	White/Orange Stripe & Orange
3	White/Green Stripe & Green

Color Code Chart

(6626UG)

Cond. No.	Color
1	Yellow
2	Blue
3	Black
4	Orange
5	Red
6	Green
7	White
8	Purple

Color Code Chart

(6624UG)

Cond. No.	Color
1	Blue
2	Black
3	Orange
4	Red
5	Green
6	White

Communication and Control Cable

Pro Audio and Intercom Systems
Shielded, Plenum-Rated



Shielded Multi-conductor

CMP FT6 Rated

Product Description

Bare copper conductors, FEP insulation, conductors cabled with a Beldfoil® shield tape (foil side out) and drain wire. Natural Flamarrest® jacket with rip cord. Sequential footage marking every two feet.

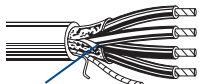
Color Code: See chart below.

Specifications

Conductor	Bare Copper
Insulation	FEP
Insulation Thickness	
22 AWG	.0055" (.140mm)
20 AWG	.0060" (.152mm)
18 AWG	.0060" (.152mm)
Shield	Beldfoil
Jacket	Flamarrest
Approvals	
NEC	CMP
CEC	CMP FT6
NEC Articles	800
Voltage Rating	300V
Temperature Rating	75°C

Applications

- Pro Audio Systems
- Intercom/PA Systems
- Security Systems



Shorting Fold

Part No.	No. of Cond.	Stranding	Standard Lengths		Standard Unit Weight		Outer Jacket Thickness		Nominal OD	
			Ft.	m	Lbs.	kg	Inch	mm	Inch	mm

Shielded Multi-conductor (NEC CMP and CEC CMP FT6)

22 AWG										
6500FC	2	7	U-1000	U-305	11.0	5.0	.015	.38	.116	2.95
			1000	305	11.0	5.0				
6502FC	4	7	1000	305	18.0	8.2	.015	.38	.133	3.38
20 AWG										
6400FC	2	7	U-1000	U-305	15.0	6.8	.015	.38	.133	3.38
18 AWG										
6300FC	2	7	U-1000	U-305	23.0	10.4	.017	.42	.155	3.94
			1000	305	22.0	10.0				
6302FC	4	7	U-1000	U-305	34.0	15.5	.017	.42	.179	4.55
			1000	305	36.0	16.3				

Color Code Chart

Cond No.	Color
1	Black
2	Red
3	White
4	Green

Communication and Control Cable

Pro Audio and Intercom Systems
Overall Shielded, Plenum-Rated



Overall Shielded Pairs

CMP FT6 Rated

Product Description

Bare copper conductors, FEP insulation, twisted pairs cabled with a Beldfoil® shield tape (foil side out) and drain wire. Natural Flamarrest® jacket.

Color Code: Black & Red and Black & White pairs.

Specifications

Conductor	Bare Copper
Insulation	FEP
Insulation Thickness	.0060" (.152mm)
Shield	Beldfoil
Jacket	Flamarrest
Approvals	
NEC	CMP
CEC	CMP FT6
NEC Articles	800
Voltage Rating	300V
Temperature Rating	75°C

Applications

- Pro Audio Systems
- Intercom/PA Systems
- Security Systems



Part No.	No. of Pairs	Stranding	Standard Lengths		Standard Unit Weight		Outer Jacket Thickness		Nominal OD	
			Ft.	m	Lbs.	kg	Inch	mm	Inch	mm

Overall Shielded Pairs (NEC CMP and CEC CMP FT6)

24 AWG										
6641FC	2	7	U-500	U-152	8.0	3.6	.015	.38	.164	4.17

Communication and Control Cable

Pro Audio and Intercom Systems
Individually Shielded, Plenum-Rated



Individually Shielded Twisted Pairs

CMP FT6 Rated

Product Description

Bare copper conductors, FEP insulation (per table). Conductors twisted into pairs and individually shielded with Beldfoil® tape (aluminum side facing in) and a drain wire, multiple pairs cabled together, Gray Fluorocopolymer (22 AWG) or Natural Flammarrest® (18 AWG) jacket, rip cord. Sequential footage marking every two feet.

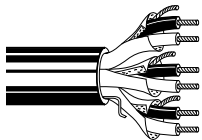
Color Code: See chart below.

Specifications

Conductor	Bare Copper
Insulation	FEP
Insulation Thickness	.010" (.254mm)
Shield	Beldfoil
Jacket	
22 AWG	Gray Fluorocopolymer
18 AWG	Natural Flammarrest
Nominal Capacitance	
22 AWG	27.5 pF/ft.
18 AWG	44 pF/ft.
Approvals	
NEC	CMP
CEC	CMP FT6
NEC Articles	800
Voltage Rating	300V
Temperature Rating	75°C

Applications

- Security Systems
- Intercom/PA Systems
- Sound/Audio Systems
- Power-Limited Controls
- Analog Multi-pair Snakes



Part No.	No. of Pairs	Stranding	Standard Lengths		Standard Unit Weight		Outer Jacket Thickness		Nominal OD	
			Ft.	m	Lbs.	kg	Inch	mm	Inch	mm

Individually Shielded Twisted Pairs (NEC CMP and CEC CMP FT6)

22 AWG										
6541PA	2	7	500	152	13.5	6.1	.015	.38	.214	5.44
			U-1000	U-305	26.0	11.8				
			1000	305	27.0	12.3				
6542PA	3	7	1000	305	36.0	16.3	.015	.38	.228	5.79
6543PA	4	7	1000	305	45.0	20.4	.015	.38	.252	6.40
6545PA	6	7	1000	305	60.0	27.2	.015	.38	.300	7.62
6546PA	8	7	1000	305	85.0	38.6	.017	.42	.332	8.43
6548PA	12	7	1000	305	125.0	56.8	.017	.42	.408	10.36
6549PA	16	7	1000	305	162.0	73.5	.017	.42	.457	11.61
18 AWG										
6341PC	2	7	500	152	26.5	12.0	.017	.42	.281	7.14
			U-1000	U-305	47.0	21.3				
			1000	305	49.0	22.2				
6342PC	3	7	500	152	32.0	14.5	.017	.42	.300	7.62
			1000	305	64.0	29.0				
6343PC	4	7	1000	305	83.0	37.7	.017	.42	.332	8.43
6345PC	6	7	500	152	66.5	30.2	.019	.48	.402	10.21
			1000	305	132.0	59.9				

Color Code Chart

Pair No.	Color Combination	Pair No.	Color Combination	Pair No.	Color Combination
1	Black & Red	6	Black & Brown	11	Red & Yellow
2	Black & White	7	Black & Orange	12	Red & Brown
3	Black & Green	8	Red & White	13	Red & Orange
4	Black & Blue	9	Red & Green	14	Green & White
5	Black & Yellow	10	Red & Blue	15	Green & Blue
				16	Green & Yellow