

High-Temperature

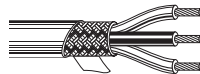
Overall Braid Shield — Control and Instrumentation Cables

MIL-W-16878/4 (Type E) — Individual Conductors

Description	Part No.	UL NEC/ C(UL) CEC Type	No. of Cond.	Color Code	Standard Lengths		Standard Unit Weight		Insulation Thickness		Jacket Thickness		Nominal OD		Nominal Capacitance			
					Ft.	m	Lbs.	kg	Inch	mm	Inch	mm	Inch	mm	pF/ Ft.	pF/ m	pF/ Ft.	pF/ m

20 AWG Stranded (19x32) Silver-plated Copper Conductors • Cabled and Color-coded • Silver-plated Copper Braid Shield (85% Coverage)

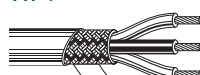
Extruded TFE Teflon® Insulation • White TFE Teflon Tape-wrapped Jacket

600V RMS -65°C to 200°C VW-1 	83306E	—	1	White	100 [†] 1000 [▲]	30.5 304.8	1.4 14.0	0.6 6.4	.010 .25	.010 .25	.099 2.52	—	—	69	226
	83320E	—	2	White, Black	100 [†] 500 ^{††} 1000 [▲]	30.5 304.8	2.6 12.0 23.0	1.2 5.4 10.4	.010 .25	.011 .28	.159 4.04	31.7 104	51	167	
	83335E	—	3	White, Black, Red	100 [†] 500 ^{††} 1000 [▲]	30.5 304.8	3.3 15.5 30.0	1.5 7.0 13.6	.010 .25	.011 .28	.168 4.27	31.7 104	51	167	
	83350E	—	4	White, Black, Red, Green	100 [†] 500 ^{††} 1000 [▲]	30.5 304.8	4.0 19.0 37.0	1.8 8.6 16.8	.010 .25	.011 .28	.183 4.65	31.7 104	51	167	

Complies with MIL-W-16878/4 (Type E) except stranding.

18 AWG Stranded (19x30) Silver-plated Copper Conductors • Cabled and Color-coded • Silver-plated Copper Braid Shield (85% Coverage)

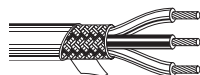
Extruded TFE Teflon Insulation • White TFE Teflon Tape-wrapped Jacket

600V RMS -65°C to 200°C VW-1 	83307E	—	1	White	1000 [▲]	304.8	17.0	7.7	.011 .28	.010 .25	.109 2.77	—	—	71.5	235
	83321E	—	2	White, Black	100 [†] 500 ^{††} 1000 [▲]	30.5 304.8	3.2 15.0 29.0	1.5 6.8 13.2	.011 .28	.011 .28	.179 4.55	31	102	52.8	173
	83336E	—	3	White, Black, Red	100 [†] 500 ^{††} 1000 [▲]	30.5 304.8	4.2 20.0 39.0	1.9 9.1 17.7	.011 .28	.011 .28	.189 4.80	31	102	52.8	173
	83351E	—	4	White, Black, Red, Green	100 [†] 500 ^{††} 1000 [▲]	30.5 304.8	5.2 25.0 51.0	2.4 11.3 23.1	.011 .28	.011 .28	.207 5.26	31	102	52.8	173

Complies with MIL-W-16878/4 (Type E) except stranding.

16 AWG Stranded (19x29) Silver-plated Copper Conductors • Cabled and Color-coded • Silver-plated Copper Braid Shield (85% Coverage)

Extruded TFE Teflon Insulation • White TFE Teflon Tape-wrapped Jacket

600V RMS -65°C to 200°C VW-1 	83308E	—	1	White	500 ^{††} 1000 [▲]	152.4 304.8	9.5 20.0	4.3 9.1	.012 .31	.011 .28	.120 3.05	—	—	72.5	238
	83322E	—	2	White, Black	100 [†] 500 ^{††} 1000 [▲]	30.5 304.8	3.8 18.0 35.0	1.7 8.2 15.9	.012 .31	.011 .28	.197 5.00	36	118	60	197
	83337E	—	3	White, Black, Red	100 [†] 500 ^{††} 1000 [▲]	30.5 304.8	5.0 24.5 49.0	2.3 11.1 22.2	.012 .31	.011 .28	.209 5.31	30.7 101	53	174	
	83352E	—	4	White, Black, Red, Green	100 [†] 500 ^{††} 1000 [▲]	30.5 304.8	6.2 30.5 61.0	2.8 13.8 27.7	.012 .31	.011 .28	.229 5.82	30.2 99	50.8	167	

Complies with MIL-W-16878/4 (Type E) except stranding.

* Capacitance between conductors.

** Capacitance between one conductor and other conductors connected to shield.

[†] 100 ft. put-up one piece, exact length.

^{††} 500 ft. put-up exact, but may contain up to 2 pieces. Minimum length of any one piece is 25 ft.

[▲] 1000 ft. put-up exact, but may contain up to 6 pieces. Minimum length of any one piece is 25 ft.

Teflon is a DuPont trademark.