


Overall Spiral Shield


Audio, Control and Instrumentation Cables

Description	Part No.	UL NEC/ C(UL) CEC Type	No. of Pairs	Color Code	Standard Lengths		Standard Unit Weight		Insulation Thickness		Jacket Thickness		Nominal OD		Nominal Capacitance			
					Ft.	m	Lbs.	kg	Inch	mm	Inch	mm	Inch	mm	* pF/ Ft.	* pF/ m	** pF/ Ft.	** pF/ m


Overall Spiral • 22 AWG Stranded (7x30) Tinned Copper Conductors • Twisted Pair • Tinned Copper Spiral Wrapped Shield (85% Coverage)

PVC Insulation • Chrome PVC Jacket																					
 UL AWM Style 2095 (300V 80°C)	8737	NEC:	1	Black, Red	U-500	U-152.4	10.5	4.8	.015	.38	.025	.64	.180	4.57	40	131	70	230			
		CMG:			500	152.4	10.0	4.5													
		CEC:			U-1000	U-304.8	20.0	9.1													
		CMG FT4			1000	304.8	20.0	9.1													


Overall Spiral • 20 AWG Stranded (7x28) Tinned Copper Conductors • Twisted Pair • Tinned Copper Spiral Wrapped Shield (89% Coverage)

PVC Insulation • Chrome PVC Jacket																					
 UL AWM Style 2095 (300V 80°C)	8759	NEC:	1	Black, Red	U-500	U-152.4	12.5	5.7	.016	.41	.025	.64	.199	5.05	47	154	79	259			
		CMG:			U-1000	U-304.8	24.0	10.9													
		CEC:			1000	304.8	25.0	11.4													
		CMG FT4																			

Overall Spiral • 18 AWG Stranded (7x26) Tinned Copper Conductors • Twisted Pair • Tinned Copper Spiral Wrapped Shield (85% Coverage)

PVC Insulation • Chrome PVC Jacket																					
 300V RMS 60°C	8790	NEC:	1	Red, White	U-500	U-152.4	17.5	7.9	.022	.56	.028	.71	.241	6.12	53	174	92	302			
		CMG:			500	152.4	17.0	7.7													
		CEC:			U-1000	U-304.8	33.0	15.0													
		CMG FT4			1000	304.8	35.0	15.9													

Overall Spiral • 16 AWG Stranded (19x29) Tinned Copper Conductors • Twisted Pair • Tinned Copper Spiral Wrapped Shield (85% Coverage)

PVC Insulation • Chrome PVC Jacket																					
 300V RMS 60°C	8780	NEC:	1	Black, White	500	152.4	23.5	10.7	.023	.58	.030	.76	.280	7.11	57	187	98	322			
		CMG:			U-1000	U-304.8	44.0	20.0													
		CEC:			1000	304.8	46.0	20.9													
		CMG FT4																			

* Capacitance between conductors.
** Capacitance between one conductor and other conductors connected to shield.