

Plenum-Rated




Unshielded

Audio, Control and Instrumentation Cables






Description	Part No.	UL NEC/ C(UL) CEC Type	No. of Pairs	Color Code	Standard Lengths		Standard Unit Weight		Insulation Thickness		Jacket Thickness		Nominal OD	
					Ft.	m	Lbs.	kg	Inch	mm	Inch	mm	Inch	mm

22 AWG Stranded (7x30) Tinned Copper Conductors • Twisted Pairs

Plenum • FEP Insulation • Red FEP Jacket


	88442	NEC:	1	Black & Red	100	30.5	2.3	1.0	.006	.15	.012	.30	.102	2.59
		CMP			500 [†]	152.4	5.5	2.5						
		CEC:			1000 [†]	304.8	8.0	3.6						
		CMP FT6												
	88741	NEC:	2	Black & Red, Black & White	500 [†]	152.4	8.0	3.6	.006	.15	.012	.30	.169	4.29
		CMP			1000 [†]	304.8	16.0	7.3						
		CEC:												
		CMP FT6												
	88757	NEC:	4	Black & Red, Black & White, Black & Green, Black & Blue	500 [†]	152.4	14.0	6.4	.006	.15	.012	.30	.200	5.08
		CMP			1000 [†]	304.8	28.0	12.7						
		CEC:												
		CMP FT6												

Plenum • FEP Insulation • Natural Flamarrest® Jacket

	82442	NEC:	1	Black & Red	U-1000 [†]	U-304.8	9.0	4.1	.006	.15	.014	.36	.112	2.84
		CMP			1000 [†]	304.8	8.0	3.6						
		CEC:												
		CMP FT6												
	82741	NEC:	2	Black & Red, Black & White	U-1000 [†]	U-304.8	18.0	8.2	.006	.15	.014	.36	.179	4.55
		CMP			1000 [†]	304.8	20.0	9.1						
		CEC:												
		CMP FT6												
	82742	NEC:	3	Black & Red, Black & White, Black & Green	U-1000 [†]	U-304.8	24.0	10.9	.006	.15	.014	.36	.191	4.85
		CMP			1000 [†]	304.8	26.0	11.8						
		CEC:												
		CMP FT6												
	82757	NEC:	4	Black & Red, Black & White, Black & Green, Black & Blue	1000	304.8	32.0	14.5	.006	.15	.014	.36	.210	5.33
		CMP												
		CEC:												
		CMP FT6												
	82743	NEC:	6	Black & Red, Black & White, Black & Green, Black & Blue, Black & Yellow, Black & Brown	U-1000	U-304.8	44.0	20.0	.006	.15	.015	.38	.238	6.05
		CMP			1000	304.8	46.0	20.9						
		CEC:												
		CMP FT6												

18 AWG Stranded (19x30) Tinned Copper Conductors • Twisted Pair

Plenum • FEP Insulation • Red FEP Jacket

	89740	NEC:	1	Black & Red	100	30.5	3.0	1.4	.006	.15	.009	.23	.136	3.45
		CMP			500 [†]	152.4	9.0	4.1						
		CEC:			1000 [†]	304.8	15.0	6.8						
		CMP FT6												

Plenum • FEP Insulation • Red Fluorocopolymer Jacket

	87740	NEC:	1	Black & Red	500 [†]	152.4	9.0	4.1	.006	.15	.011	.28	.140	3.56
		CMP			1000 [†]	304.8	17.0	7.7						
		CEC:												
		CMP FT6												

Plenum • FEP Insulation • Natural Flamarrest Jacket

	82740	NEC:	1	Black & Red	U-1000	U-304.8	17.0	7.7	.006	.15	.015	.38	.147	3.73
		CMP			1000	304.8	16.0	7.3						
		CEC:												
		CMP FT6												

[†]Spools and/or UnReel® cartons are one piece, but length may vary ±10% for spools and ±5% for UnReel from length shown.


Plenum-Rated


Overall Beldfoil® Shield

Computer Cables for EIA RS-232 Applications

Description	Part No.	UL NEC/ C(UL) CEC Type	No. of Pairs	Color Code	Standard Lengths		Standard Unit Weight		Insulation Thickness		Jacket Thickness		Nominal OD		Nominal Capacitance			
					Ft.	m	Lbs.	kg	Inch	mm	Inch	mm	Inch	mm	* pF/ Ft.	* pF/ m	** pF/ Ft.	** pF/ m

24 AWG Stranded (7x32) Tinned Copper Conductors • Twisted Pairs • Overall Beldfoil Shield (100% Coverage) • 24 AWG Stranded TC Drain Wire

Plenum • FEP Insulation • Red FEP Jacket																					
300V RMS 	88641	NEC:	1	Black & Red	100	30.5	2.4	1.1	.006	.15	.014	.36	.106	2.69	31	102	59	194			
		CMP:			500†	152.4	6.0	2.7													
		CEC:			1000†	304.8	9.0	4.1													
		CMP FT6																			
	89503	NEC:	3	Black & White, Black & Red, Black & Green	100	30.5	4.0	1.8	.006	.15	.014	.36	.175	4.45	21	69	40	131			
		CMP:			500†	152.4	10.5	4.8													
		CEC:			1000†	304.8	21.0	9.5													
		CMP FT6																			
	89504	NEC:	4	Black & White, Black & Red, Black & Green, Black & Blue	500†	152.4	13.0	5.9	.006	.15	.014	.36	.192	4.88	21	69	40	131			
		CMP:			1000†	304.8	29.0	13.2													
		CEC:																			
		CMP FT6																			
	89505	NEC:	5	Black & White, Black & Red, Black & Green, Black & Blue, Black & Yellow	100	30.5	4.9	2.2	.006	.15	.014	.36	.197	5.00	21	69	40	131			
		CMP:			1000†	304.8	33.0	15.0													
		CEC:																			
		CMP FT6																			

Plenum • FEP Insulation • Natural Flamarrest® Jacket																					
300V RMS 	82641	NEC:	1	Black & Red	U-1000	U-304.8	9.0	4.1	.006	.15	.014	.36	.106	2.69	31	102	59	194			
		CMP:			1000	304.8	8.0	3.6													
		CEC:																			
		CMP FT6																			
	82502	NEC:	2	Black & White, Black & Red	U-500	U-152.4	8.0	3.6	.006	.15	.014	.36	.162	4.11	25	82	45	148			
		CMP:			U-1000	U-304.8	16.0	7.3													
		CEC:			1000	304.8	14.0	6.4													
		CMP FT6																			
	82503	NEC:	3	Black & White, Black & Red, Black & Green	U-1000	U-304.8	19.0	8.6	.006	.15	.014	.36	.169	4.29	25	82	45	148			
		CMP:			1000	304.8	18.0	8.2													
		CEC:																			
		CMP FT6																			
	82504	NEC:	4	Black & White, Black & Red, Black & Green, Black & Blue	U-1000	U-304.8	24.0	10.9	.006	.15	.014	.36	.193	4.90	25	82	45	148			
		CMP:			1000	304.8	26.0	11.8													
		CEC:																			
		CMP FT6																			
	82505	NEC:	5	See Chart 3 (Tech Info Section)	U-1000	U-304.8	29.0	13.2	.006	.15	.015	.38	.196	4.98	25	82	45	148			
		CMP:			1000	304.8	31.0	14.0													
		CEC:																			
		CMP FT6																			
	82506	NEC:	6	See Chart 3 (Tech Info Section)	U-500	U-152.4	17.5	8.0	.006	.15	.015	.38	.209	5.31	25	82	45	148			
		CMP:			U-1000	U-304.8	34.0	15.5													
		CEC:			1000	304.8	35.0	15.9													
		CMP FT6																			
	82509	NEC:	9	See Chart 3 (Tech Info Section)	1000	304.8	49.0	22.3	.006	.15	.015	.38	.246	6.25	23	75	42	138			
		CMP:																			
		CEC:																			
		CMP FT6																			
	82512	NEC:	12.5 (12 pairs + 1 single)	See Chart 3 (Tech Info Section)	1000	304.8	60.0	27.3	.006	.15	.015	.38	.278	7.06	23	75	42	138			
		CMP:																			
		CEC:																			
		CMP FT6																			

TC = Tinned Copper

*Capacitance between conductors.

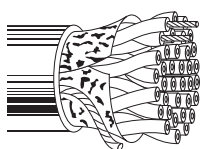
**Capacitance between one conductor and other conductors connected to shield.

† Spools and/or UnReel® cartons are one piece, but length may vary ±10% for spools and ±5% for UnReel from length shown.

Plenum-Rated

Overall Beldfoil® Shield

Low-Capacitance Computer Cables for EIA RS-232 and EIA RS-422 Applications

Description	Part No.	UL NEC/ C(UL) CEC Type	No. of Pairs	Color Code	Standard Lengths		Standard Unit Weight		Nom. DCR		Nominal OD		Nom. Imp. (Ω)	Nom. Vel. of Prop.	Nom. Capacitance			
					Ft.	m	Lbs.	kg	Cond.	Shield	Inch	mm			* pF/ Ft.	* pF/ m	** pF/ Ft.	** pF/ m
24 AWG Stranded (7x32) Tinned Copper Conductors • Twisted Pairs • Overall Beldfoil Shield (100% Coverage) • 24 AWG Stranded TC Drain Wire																		
Plenum • Foam FEP Insulation • Gray Fluorocopolymer Jacket																		
	300V RMS	88102	NEC: CMP CEC: CMP FT6	2	See Chart 5 (Tech Info Section)	500 1000	152.4 304.8	10.0 20.0	4.5 9.1	24.0Ω/M' 78.7Ω/km	15.5Ω/M' 50.9Ω/km	.203 5.16	100	78%	12.95	42.5	23.3	76.4
		88103	NEC: CMP CEC: CMP FT6	3	See Chart 5 (Tech Info Section)	500 1000	152.4 304.8	13.5 31.0	6.1 14.1	24.0Ω/M' 78.7Ω/km	15.5Ω/M' 50.9Ω/km	.239 6.07	100	78%	12.95	42.5	23.3	76.4
		88104	NEC: CMP CEC: CMP FT6	4	See Chart 5 (Tech Info Section)	500 1000	152.4 304.8	17.0 38.0	7.7 17.3	24.0Ω/M' 78.7Ω/km	14.0Ω/M' 45.9Ω/km	.259 6.58	100	78%	12.95	42.5	23.3	76.4
		88105	NEC: CMP CEC: CMP FT6	5	See Chart 5 (Tech Info Section)	500 1000	152.4 304.8	23.5 44.0	10.7 20.0	24.0Ω/M' 78.7Ω/km	14.0Ω/M' 45.9Ω/km	.267 6.78	100	78%	12.95	42.5	23.3	76.4
		88106	NEC: CMP CEC: CMP FT6	6	See Chart 5 (Tech Info Section)	500 1000	152.4 304.8	26.5 50.0	12.0 22.7	24.0Ω/M' 78.7Ω/km	14.0Ω/M' 45.9Ω/km	.293 7.44	100	78%	12.95	42.5	23.3	76.4
		88107	NEC: CMP CEC: CMP FT6	7.5 (7 pairs + 1 single)	See Chart 5 (Tech Info Section)	500 1000	152.4 304.8	31.0 59.0	14.1 26.8	24.0Ω/M' 78.7Ω/km	14.0Ω/M' 45.9Ω/km	.293 7.44	100	78%	12.95	42.5	23.3	76.4
		88109	NEC: CMP CEC: CMP FT6	9	See Chart 5 (Tech Info Section)	500 1000	152.4 304.8	36.5 74.0	16.6 33.6	24.0Ω/M' 78.7Ω/km	13.0Ω/M' 42.7Ω/km	.352 8.94	100	78%	12.95	42.5	23.3	76.4
		88112	NEC: CMP CEC: CMP FT6	12.5 (12 pairs + 1 single)	See Chart 5 (Tech Info Section)	500 1000	152.4 304.8	48.0 97.0	21.8 44.1	24.0Ω/M' 78.7Ω/km	11.8Ω/M' 38.7Ω/km	.397 10.08	100	78%	12.95	42.5	23.3	76.4
		88118	NEC: CMP CEC: CMP FT6	18.5 (18 pairs + 1 single)	See Chart 5 (Tech Info Section)	500 1000	152.4 304.8	71.0 148.0	32.2 67.3	24.0Ω/M' 78.7Ω/km	11.0Ω/M' 36.1Ω/km	.482 12.24	100	78%	12.95	42.5	23.3	76.4
		88125	NEC: CMP CEC: CMP FT6	25	See Chart 5 (Tech Info Section)	500† 1000†	152.4 304.8	98.0 195.0	44.5 88.6	24.0Ω/M' 78.7Ω/km	9.6Ω/M' 31.5Ω/km	.581 14.76	100	78%	12.95	42.5	23.3	76.4

DCR = DC Resistance • TC = Tinned Copper

*Capacitance between conductors.

**Capacitance between one conductor and other conductors connected to shield.

† Spools are one piece, but length may vary ±10% from length shown.

Plenum-Rated

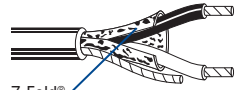
Overall Beldfoil® Shield

Audio, Control and Instrumentation Cables


Description	Part No.	UL NEC/ C(UL) CEC Type	No. of Pairs	Color Code	Standard Lengths		Standard Unit Weight		Insulation Thickness		Jacket Thickness		Nominal OD		Nominal Capacitance			
					Ft.	m	Lbs.	kg	Inch	mm	Inch	mm	Inch	mm	* pF/ Ft.	* pF/ m	** pF/ Ft.	** pF/ m

22 AWG Stranded (7x30) Tinned Copper Conductors • Twisted Pair • Overall Beldfoil Shield (100% Coverage) • 22 AWG Stranded TC Drain Wire


Plenum • FEP Insulation • Red FEP Jacket

300V RMS  Z-Fold®	88761	NEC:	1	Black,	100	30.5	2.7	1.2	.006	.15	.014	.36	.119	3.02	35	115	67	220			
		CMP		Red	U-500	U-152.4	7.5	3.4													
		CEC:				500	152.4	7.5	3.4												
		CMP FT6				U-1000	U-304.8	15.0	6.8												
						1000	304.8	12.0	5.5												

Plenum • FEP Insulation • Red Fluorocopolymer Jacket

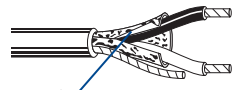
300V RMS  Z-Fold®	87761	NEC:	1	Black,	500	152.4	7.0	3.2	.006	.15	.014	.36	.116	2.95	35	115	67	220			
		CMP		Red	1000	304.8	11.0	5.0													
		CEC:																			
		CMP FT6																			

Plenum • FEP Insulation • Natural Flamarrest® Jacket


300V RMS  Z-Fold®	82761	NEC:	1	Black,	U-500	U-152.4	7.0	3.2	.006	.15	.014	.36	.116	2.95	35	115	67	220			
		CMP		Red	U-1000	U-304.8	14.0	6.4													
		CEC:				1000	304.8	11.0	5.0												
		CMP FT6																			

18 AWG Stranded (19x30) Tinned Copper Conductors • Twisted Pair • Overall Beldfoil Shield (100% Coverage) • 20 AWG Stranded TC Drain Wire


Plenum • FEP Insulation • Red FEP Jacket

300V RMS  Z-Fold®	88760	NEC:	1	Black,	100	30.5	3.7	1.7	.007	.18	.014	.36	.150	3.81	51	167	97	318			
		CMP		Red	U-500	U-152.4	12.5	5.7													
		CEC:				500	152.4	11.0	5.0												
		CMP FT6				U-1000	U-304.8	24.0	10.9												
						1000	304.8	22.0	10.0												

Plenum • FEP Insulation • Red Fluorocopolymer Jacket

300V RMS  Z-Fold®	87760	NEC:	1	Black,	U-500	U-152.4	12.5	5.7	.007	.18	.014	.36	.150	3.81	51	167	97	318			
		CMP		Red	500	152.4	10.5	4.8													
		CEC:				1000	304.8	21.0	9.5												
		CMP FT6																			

Plenum • FEP Insulation • Natural Flamarrest Jacket

300V RMS  Z-Fold®	82760	NEC:	1	Black,	U-500	U-152.4	12.0	5.5	.007	.18	.014	.36	.150	3.81	51	167	97	318			
		CMP		Red	U-1000	U-304.8	22.0	10.0													
		CEC:				1000	304.8	21.0	9.5												
		CMP FT6																			

TC = Tinned Copper

*Capacitance between conductors.

**Capacitance between one conductor and other conductors connected to shield.

Plenum-Rated

Overall Foil/Braid Shield

Low-Capacitance Computer and Computer P.O.S. Cables

Description	Part No.	UL NEC/ C(UL) CEC Type	No. of Pairs	Color Code	Standard Lengths		Standard Unit Weight		Nom. DCR		Nominal OD		Nom. Imp. (Ω)	Nom. Vel. of Prop.	Nom. Capacitance			
					Ft.	m	Lbs.	kg	Cond.	Shield	Inch	mm			* pF/ Ft.	* pF/ m	** pF/ Ft.	** pF/ m

Low Cap 24 AWG Stranded (7x32) TC Conductors • Twisted Pairs • Overall Beldfoil® (100% Coverage) + TC Braid Shield (90% Cov.) • Drain Wire

Plenum • Foam FEP Insulation • Natural Flamarrest® Jacket

	300V RMS	82841	NEC: CMP CEC: CMP FT6	1	See Chart 5 (Tech Info Section)	500 1000	152.4 304.8	13.0 26.0	6.0 11.8	24.0Ω/M' 78.7Ω/km	3.1Ω/M' 10.2Ω/km	.204 5.18	120	76%	12	39.4	22	72.2
--	----------	--------------	--------------------------------	---	--	-------------	----------------	--------------	-------------	----------------------	---------------------	--------------	-----	-----	----	------	----	------

	300V RMS	82842	NEC: CMP CEC: CMP FT6	2	See Chart 5 (Tech Info Section)	500 1000	152.4 304.8	19.0 42.0	8.6 19.1	24.0Ω/M' 78.7Ω/km	2.4Ω/M' 7.9Ω/km	.273 6.93	120	76%	12	39.4	22	72.2
--	----------	--------------	--------------------------------	---	--	-------------	----------------	--------------	-------------	----------------------	--------------------	--------------	-----	-----	----	------	----	------

Plenum • Foam FEP Insulation • Red FEP Jacket

	300V RMS	89841	NEC: CMP CEC: CMP FT6	1	See Chart 5 (Tech Info Section)	500 1000	152.4 304.8	13.5 27.0	6.1 12.3	24.0Ω/M' 78.7Ω/km	3.1Ω/M' 10.2Ω/km	.202 5.13	120	76%	12	39.4	22	72.2
--	----------	--------------	--------------------------------	---	--	-------------	----------------	--------------	-------------	----------------------	---------------------	--------------	-----	-----	----	------	----	------

	300V RMS	89842 <small>new</small>	NEC: CMP CEC: CMP FT6	2	See Chart 5 (Tech Info Section)	500 1000	152.4 304.8	25.5 49.0	11.6 22.2	24.0Ω/M' 78.7Ω/km	3.1Ω/M' 10.2Ω/km	.305 7.75	120	76%	12	39.4	22	72.2
--	----------	------------------------------------	--------------------------------	---	--	-------------	----------------	--------------	--------------	----------------------	---------------------	--------------	-----	-----	----	------	----	------

22 AWG Solid TC Conductors • Twisted Pairs • Overall Beldfoil (100% Coverage) + TC Braid Shield (90% Coverage) • 22 AWG TC Drain Wire

Plenum • Solid FEP Insulation • Black FEP Jacket

	300V RMS	1269A	NEC: MPP, CMP CEC: MPP, CMP FT6	2	Red & Blue, Black & Yellow	1000	304.8	48.0	21.8	16.5Ω/M' 54.1Ω/km	2.1Ω/M' 6.9Ω/km	.240 6.10	100	69.5%	15.5	50.9	27	88.6
--	----------	--------------	---	---	-------------------------------------	------	-------	------	------	----------------------	--------------------	--------------	-----	-------	------	------	----	------

22 AWG Solid TC Conductors • Twisted Pairs • Overall Beldfoil (100% Coverage) + TC Braid Shield (55% Cov.) + Polyester Tape • 22 AWG Drain Wire

Plenum • Solid FEP Insulation • Black FEP Jacket

	300V RMS	89855	NEC: MPP, CMP CEC: MPP, CMP FT6	2	1 Pair: Red & Blue 1 Pair: Black & Yellow	500 1000	152.4 304.8	22.5 42.0	10.2 19.1	16.5Ω/M' 54.1Ω/km	4.9Ω/M' 16.1Ω/km	.272 6.91	100	69.5%	15.5	50.9	27	88.6
--	----------	--------------	---	---	---	-------------	----------------	--------------	--------------	----------------------	---------------------	--------------	-----	-------	------	------	----	------

22 AWG Solid BC Conductors • Twisted Pairs • Overall Beldfoil (100% Coverage) + TC Braid Shield (55% Coverage) • 22 AWG Solid TC Drain Wire

Plenum • Solid FEP Insulation • Black FEP Jacket

	300V RMS	89696	NEC: MPP, CMP CEC: MPP, CMP FT6	2	1 Pair: Blue & White with Blue Stripes 1 Pair: Orange & White with Orange Stripes	500 1000	152.4 304.8	25.0 46.0	11.4 20.9	16.5Ω/M' 54.1Ω/km	4.2Ω/M' 13.8Ω/km	.262 6.65	100	69.5%	15.5	50.9	27	88.6
--	----------	--------------	---	---	--	-------------	----------------	--------------	--------------	----------------------	---------------------	--------------	-----	-------	------	------	----	------

BC = Bare Copper • DCR = DC Resistance • TC = Tinned Copper

*Capacitance between conductors.

**Capacitance between one conductor and other conductors connected to shield.



For more information, contact Belden Technical Support: 1-800-BELDEN-1 • www.belden.com

Belden114@CableCon.kr / 0707-434-7704 / Fax. 02-744-0909 / www.CableCon.co.kr

Plenum-Rated

Individually Shielded Pairs

Low-Capacitance Computer Cables for EIA RS-232, EIA RS-422, and Digital Audio Applications


Description	Part No.	UL NEC/ C(UL) CEC Type	No. of Pairs	Color Code	Standard Lengths		Standard Unit Weight		Nom. DCR		Nominal OD		Nom. Imp. (Ω)	Nom. Vel. of Prop.	Nom. Capacitance			
					Ft.	m	Lbs.	kg	Cond.	Shield	Inch	mm			* pF/ Ft.	* pF/ m	** pF/ Ft.	** pF/ m

24 AWG Stranded (7x32) TC Conductors • Twisted Pairs • Individually Shielded w/Beldfoil® (100% Coverage) • 24 AWG Stranded TC Drain Wire

Plenum • Foam FEP Insulation • Gray Fluorocopolymer Jacket

	300V RMS	89729	NEC: CMP CEC: CMP FT6	2	See Chart 5 (Tech Info Section)	500 1000	152.4 304.8	17.0 31.0	7.7 14.1	23.3Ω/M' 76.4Ω/km	14.4Ω/M' 47.2Ω/km	.261 6.63	100	76%	13.5	44	22.5	73.8
		89730	NEC: CMP CEC: CMP FT6	3	See Chart 5 (Tech Info Section)	500 1000	152.4 304.8	21.5 40.0	9.8 18.2	23.3Ω/M' 76.4Ω/km	14.4Ω/M' 47.2Ω/km	.278 7.06	100	76%	13.5	44	22.5	73.8
		89728	NEC: CMP CEC: CMP FT6	4	See Chart 5 (Tech Info Section)	500 1000	152.4 304.8	26.5 50.0	12.0 22.7	23.3Ω/M' 76.4Ω/km	14.4Ω/M' 47.2Ω/km	.307 7.80	100	76%	13.5	44	22.5	73.8
		89705	NEC: CMP CEC: CMP FT6	5	See Chart 5 (Tech Info Section)	500 1000	152.4 304.8	30.5 62.0	13.9 28.2	23.3Ω/M' 76.4Ω/km	14.4Ω/M' 47.2Ω/km	.333 8.50	100	76%	13.5	44	22.5	73.8
		89731	NEC: CMP CEC: CMP FT6	6	See Chart 5 (Tech Info Section)	500 1000	152.4 304.8	35.0 71.0	15.9 32.3	23.3Ω/M' 76.4Ω/km	14.4Ω/M' 47.2Ω/km	.361 9.17	100	76%	13.5	44	22.5	73.8
		89757	NEC: CMP CEC: CMP FT6	7	See Chart 5 (Tech Info Section)	500 1000	152.4 304.8	39.5 80.0	18.0 36.4	23.3Ω/M' 76.4Ω/km	14.4Ω/M' 47.2Ω/km	.361 9.17	100	76%	13.5	44	22.5	73.8
		89732	NEC: CMP CEC: CMP FT6	9	See Chart 5 (Tech Info Section)	1000	304.8	108.0	49.2	23.3Ω/M' 76.4Ω/km	14.4Ω/M' 47.2Ω/km	.433 10.90	100	76%	13.5	44	22.5	73.8
		89734	NEC: CMP CEC: CMP FT6	12	See Chart 5 (Tech Info Section)	500 1000	152.4 304.8	71.0 140.0	32.3 63.6	23.3Ω/M' 76.4Ω/km	14.4Ω/M' 47.2Ω/km	.498 12.65	100	76%	13.5	44	22.5	73.8
		89758	NEC: CMP CEC: CMP FT6	18	See Chart 5 (Tech Info Section)	500 1000	152.4 304.8	100.5 204.0	45.7 92.7	23.3Ω/M' 76.4Ω/km	14.4Ω/M' 47.2Ω/km	.616 15.65	100	76%	13.5	44	22.5	73.8

Plenum • Foam FEP Insulation • Natural Flamarrest® Jacket

	300V RMS	82729	NEC: CMP CEC: CMP FT6	2	See Chart 5 (Tech Info Section)	U-1000 1000	U-304.8 304.8	26.0 28.0	11.8 12.7	23.3Ω/M' 76.4Ω/km	14.4Ω/M' 47.2Ω/km	.255 6.48	100	76%	13.5	44	22.5	73.8
---	----------	--------------	--------------------------------	---	--	----------------	------------------	--------------	--------------	----------------------	----------------------	--------------	-----	-----	------	----	------	------

DCR = DC Resistance • TC = Tinned Copper

*Capacitance between conductors.

**Capacitance between one conductor and other conductors connected to shield.

Plenum-Rated


Individually Shielded Pairs

Audio, Control and Instrumentation Cables


Description	Part No.	UL NEC/ C(UL) CEC Type	No. of Pairs	Color Code	Standard Lengths		Standard Unit Weight		Nom. DCR		Nominal OD		Nom. Imp. of Prop. (Ω)	Nom. Vel. of Prop.	Nom. Capacitance			
					Ft.	m	Lbs.	kg	Cond.	Shield	Inch	mm			* pF/ Ft.	* pF/ m	** pF/ Ft.	** pF/ m


22 AWG Stranded (7x30) TC Conductors • Twisted Pairs • Individually Shielded Beldfoil® (100% Coverage) • 22 AWG Stranded TC Drain Wire††

Plenum • FEP Insulation • Natural Flamarrest® Jacket


 <p>Z-Fold®</p>	82723	NEC:	2	Red & Black,	U-500	U-152.4	10.5	4.8	14.7Ω/M'	16.6Ω/M'	.153	3.89	36	62%	43	141	75	246
		CMP			U-1000	U-304.8	20.0	9.1	48.2Ω/km	54.5Ω/km								
		CEC:			1000	304.8	19.0	8.6										
		CMP FT6			U-2000	U-609.6	40.0	18.2										

††82723 has 24 AWG drain wire
Pairs cabled on common axis to reduce diameter.


 <p>Z-Fold®</p>	82777	NEC:	3	See Chart 3	U-500	U-152.4	19.5	8.9	14.7Ω/M'	11.3Ω/M'	.237	6.02	46	62%	35	115	76	249
		CMP			U-1000	U-304.8	38.0	17.3	48.2Ω/km	37.1Ω/km								
		CEC:			1000	304.8	39.0	17.7										
		CMP FT6																


 <p>Z-Fold®</p>	82778	NEC:	6	See Chart 3	1000	304.8	71.0	32.2	14.7Ω/M'	11.3Ω/M'	.314	7.98	46	62%	35	115	76	249
		CMP						48.2Ω/km	37.1Ω/km									
		CEC:																
		CMP FT6																

Plenum • FEP Insulation • Red FEP Jacket

 <p>Z-Fold®</p>	88723	NEC:	2	Red & Black,	100	30.5	3.4	1.5	14.7Ω/M'	16.6Ω/M'	.148	3.76	40	69%	35	115	67	220
		CMP			500	152.4	11.0	5.0	48.2Ω/km	54.5Ω/km								
		CEC:			1000	304.8	19.0	8.6										
		CMP FT6																


††88723 has 24 AWG drain wire

 <p>Z-Fold®</p>	88777	NEC:	3	See Chart 3	100	30.5	6.0	2.7	14.7Ω/M'	11.3Ω/M'	.234	5.94	50	69%	31	102	67	220
		CMP			500	152.4	19.0	8.6	48.2Ω/km	37.1Ω/km								
		CEC:			1000	304.8	42.0	19.1										
		CMP FT6																


 <p>Z-Fold®</p>	88778	NEC:	6	See Chart 3	100	30.5	7.0	3.2	14.7Ω/M'	11.3Ω/M'	.309	7.85	50	69%	31	102	67	220
		CMP			500	152.4	38.5	17.5	48.2Ω/km	37.1Ω/km								
		CEC:			1000	304.8	75.0	34.1										
		CMP FT6																


Pairs cabled on common axis to reduce diameter.

Plenum • FEP Insulation • Red Fluorocopolymer Jacket

 <p>Z-Fold®</p>	87723	NEC:	2	Red & Black,	500	152.4	11.0	5.0	14.7Ω/M'	15.0Ω/M'	.148	3.76	40	69%	35	115	67	220
		CMP			1000	304.8	18.0	8.2	48.2Ω/km	49.2Ω/km								
		CEC:																
		CMP FT6																

††87723 has 24 AWG drain wire.

 <p>Z-Fold®</p>	87777	NEC:	3	See Chart 3	500	152.4	18.0	8.2	14.7Ω/M'	11.3Ω/M'	.234	5.94	50	69%	31	102	67	220
		CMP			1000	304.8	40.0	18.2	48.2Ω/km	37.1Ω/km								
		CEC:																
		CMP FT6																

 <p>Z-Fold®</p>	87778	NEC:	6	See Chart 3	500	152.4	37.5	17.0	14.7Ω/M'	11.3Ω/M'	.309	7.85	50	69%	31	102	67	220
		CMP			1000	304.8	73.0	33.2	48.2Ω/km	37.1Ω/km								
		CEC:																
		CMP FT6																

Pairs cabled on common axis to reduce diameter.

DCR = DC Resistance • FEP = Fluorinated Ethylene Propylene • TC = Tinned Copper

*Capacitance between conductors.

**Capacitance between one conductor and other conductors connected to shield.