



## Unshielded


Audio, Control and Instrumentation Cables  
Plenum-Rated and Non-Plenum

Description	Part No.	UL NEC/ C(UL) CEC Type	No. of Pairs	Color Code	Standard Lengths		Standard Unit Weight		Insulation Thickness		Jacket Thickness		Nominal OD	
					Ft.	m	Lbs.	kg	Inch	mm	Inch	mm	Inch	mm


### 18 AWG Stranded (19x30) Tinned Copper Conductors • Twisted Pair

Plenum • FEP Insulation • Red FEP Jacket																
	300V RMS	89740	NEC: CMP CEC: CMP FT6	1	Black, Red	100	30.5	3.0	1.4	.006	.17	.009	.23	.136	3.45	
						500 <sup>†</sup>	152.4	9.0	4.1							
						1000 <sup>†</sup>	304.8	15.0	6.8							


Plenum • FEP Insulation • Red Fluorocopolymer Jacket																
	300V RMS	87740	NEC: CMP CEC: CMP FT6	1	Black, Red	500 <sup>†</sup>	152.4	9.0	4.1	.006	.17	.011	.28	.140	3.56	
						1000 <sup>†</sup>	304.8	15.0	6.8							

Plenum • FEP Insulation • Natural Flamarrest® Jacket																
	300V RMS	82740	NEC: CMP CEC: CMP FT6	1	Black, Red	U-1000	U-304.8	17.0	7.7	.006	.17	.015	.38	.147	3.73	
						1000 <sup>†</sup>	304.8	16.0	7.3							

### 16 AWG Stranded (19x29) Tinned Copper Conductors • Twisted Pair


PVC Insulation • Chrome PVC Jacket																
	UL AWM Style 2598 (300V 60°C)	8471	NEC: CMG CEC: CMG FT4	1	Black, White	U-500	U-152.4	21.0	9.5	.023	.58	.032	.81	.274	6.96	
						500	152.4	20.0	9.1							
						U-1000	U-304.8	41.0	18.6							
						1000	304.8	43.0	19.5							

### 14 AWG Stranded (42x30) Tinned Copper Conductors • Twisted Pair

PVC Insulation • Chrome PVC Jacket																
	UL AWM Style 2587 (600V 90°C)	8473	NEC: CL3 CEC: FAS 90 FT4	1	Black, White	U-500	U-152.4	29.0	13.2	.031	.79	.032	.81	.340	8.64	
						500	152.4	30.5	13.9							
						1000	304.8	58.0	26.4							

See NEC Guidelines for applicable CL3 voltage ratings.

### 12 AWG Stranded (65x30) Tinned Copper Conductors • Twisted Pair

PVC Insulation • Chrome PVC Jacket																
	UL AWM Style 2587 (600V 90°C)	8477	NEC: CL3R	1	Black, White	U-500	U-152.4	41.5	18.8	.032	.81	.035	.89	.386	9.80	
						500	152.4	43.5	19.7							
						1000	304.8	85.0	38.6							

See NEC Guidelines for applicable CL3 voltage ratings.

<sup>†</sup>Spools are one piece, but length may vary ±10% from length shown.