

Broadband Coax

CATV Cables

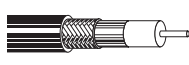
Series 11

Description	Part No.	UL NEC/ C(UL) CEC Type	Standard Lengths		Standard Unit Weight		Conductor (stranding) Diameter Nom. DCR	Nominal Core OD		Shielding Materials Nom. DCR	Nominal OD		Nom. Imp. (Ω)	Nom. Vel. of Prop.	Nominal Capacitance		Nominal Attenuation		
			Ft.	m	Lbs.	kg		Inch	mm		Inch	mm			pF/Ft.	pF/m	MHz	dB/ 100 Ft.	dB/ 100m

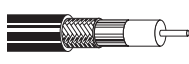
Series 11 • 14 AWG Solid .064" BCCS Conductor • Duofoil® (100% Coverage) + Aluminum Braid Shield (40% Coverage)**Gas-injected Foam Polyethylene Insulation • Black PVC Jacket**

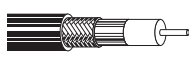
80°C	9011	—	1000	304.8	66.0	29.9	14 AWG (solid) .064" BCCS 11.0Ω/M' 36.1Ω/km	.280	7.11	Duofoil + 40% Aluminum Braid 5.3Ω/M' 17.4Ω/km	.400	10.16	75	83%	16.2	53.1	See Chart on page 6.92		
																			
Sweep tested 5 MHz to 1 GHz.																			


Series 11 • 14 AWG Solid .064" Bare Copper-covered Steel Conductor • Duobond® II + Aluminum Braid Shield (60% Coverage)**Gas-injected Foam Polyethylene Insulation • Black PVC Jacket**

80°C	1523A	NEC: CATV CM CEC: CM	1000 [▲]	304.8	67.0	30.4	14 AWG (solid) .064" BCCS 11.0Ω/M' 36.1Ω/km	.280	7.11	Duobond II* + 60% Aluminum Braid 4.1Ω/M' 13.4Ω/km	.400	10.16	75	83%	16.2	53.1	See Chart on page 6.92		
																			
Sweep tested 5 MHz to 1 GHz.																			

[▲]1000 ft. put-up also available in White.

80°C	1523AN	—	1000	304.8	68.0	30.9	14 AWG (solid) .064" BCCS 11.0Ω/M' 36.1Ω/km	.280	7.11	Duobond II* + 60% Aluminum Braid 4.1Ω/M' 13.4Ω/km	.400	10.16	75	83%	16.2	53.1	See Chart on page 6.92		
																			
Sweep tested 5 MHz to 1 GHz.																			

80°C	1523R	NEC: CATVR CMR CEC: CMR	500 1000	152.4 304.8	35.0 70.0	15.9 31.8	14 AWG (solid) .064" BCCS 11.0Ω/M' 36.1Ω/km	.280	7.11	Duobond II* + 60% Aluminum Braid 4.1Ω/M' 13.4Ω/km	.400	10.16	75	83%	16.2	53.1	See Chart on page 6.92		
																			
Sweep tested 5 MHz to 1 GHz.																			

Aerial 80°C	1524AM	—	1000	304.8	90.0	40.8	14 AWG (solid) .064" BCCS 11.0Ω/M' 36.1Ω/km	.280	7.11	Duobond II* + 60% Aluminum Braid 4.1Ω/M' 13.4Ω/km	.400 x .580	10.16 x 14.73	75	83%	16.2	53.1	See Chart on page 6.92		
																			
Sweep tested 5 MHz to 1 GHz.																			

.072" (1.83mm) galvanized steel messenger.

Gas-injected Foam Polyethylene Insulation • Polyethylene Jacket (Available in Black or Orange)

Burial 80°C	1525A	—	1000	304.8	60.0	27.3	14 AWG (solid) .064" BCCS 11.0Ω/M' 36.1Ω/km	.280	7.11	Duobond II* + 60% Aluminum Braid 4.1Ω/M' 13.4Ω/km	.400	10.16	75	83%	16.2	53.1	See Chart on page 6.92		
																			
Sweep tested 5 MHz to 1 GHz.																			

Plenum • Foam FEP Insulation • Black Fluorocopolymer Jacket

150°C	1523AP	NEC: CATVP CMP CEC: CMP	1000	304.8	62.0	28.2	14 AWG (solid) .064" BCCS 11.0Ω/M' 36.1Ω/km	.274	6.96	Duobond II* + 60% Aluminum Braid 4.1Ω/M' 13.4Ω/km	.348	8.84	75	83%	16.3	53.5	1 10 50 100 200 400 700 900 1000	2 4 1.0 1.4 2.3 3.7 5.3 6.4 6.9	.6 1.3 3.3 4.6 7.5 12.1 17.4 21.0 22.6
																			
Sweep tested 5 MHz to 1 GHz.																			

BCCS = Bare Copper-covered Steel • DCR = DC Resistance • FEP = Fluorinated Ethylene Propylene

Contact the Belden Customer Service Department for a Comprehensive Connector Cross Reference. **1-800-BELDEN-1**.

*Duobond II = Bonded Duofoil® (100% coverage) + aluminum braid (67% coverage).